

# RAO & RAO

CHARTERED ACCOUNTANTS

23A/5/82, Ramachandra Rao Pet  
ELURU 534 002 (A.P.)



Phone : (08812) 230110  
(08812) 231973  
Mobile : 99481 84749  
email : somasai@yahoo.com

PAN : AACFR7300J  
GST No. : 37AACFR7300J1Z8

August 16, 2018

## AUDITORS' REPORT

We have audited the attached Balance Sheet of **SIR C.RAMALINGA REDDY COLLEGE OF ENGINEERING, ELURU**, as at 31<sup>st</sup> March, 2018, and also the annexed Income and Expenditure account for the year ended on that date.

Management is responsible for the preparation of these financial statements that give a true and fair view of the financial position and financial performance of the Institute. This responsibility includes the design, implementation and maintenance of internal control relevant to the preparation and presentation of the financial statements that give a true and fair view and are free from material misstatement, whether due to fraud or error.

Our responsibility is to express an opinion on these financial statements based on our audit. We conducted our audit in accordance with the Standards on Auditing issued by the Institute of Chartered Accountants of India. Those Standards require that we comply with ethical requirements and plan and perform the audit to obtain reasonable assurance about whether the financial statements are free from material misstatement.

An audit involves performing procedures to obtain audit evidence about the amounts and disclosures in the financial statements. The procedures selected depend on the auditor's judgment, including the assessment of the risks of material misstatement of the financial statements, whether due to fraud or error. In making those risk assessments, the auditor considers internal control relevant to the Institute's preparation and fair presentation of the financial statements in order to design audit procedures that are appropriate in the circumstances. An audit also includes evaluating the appropriateness of accounting policies used and the reasonableness of the accounting estimates made by management, as well as evaluating the overall presentation of the financial statements.

We believe that the audit evidence we have obtained is sufficient and appropriate to provide a basis for our audit opinion.

Subject to the above:

1. We have obtained all the information and explanations which to the best of our knowledge and belief were necessary for the purpose of our audit to the extent they were made available to us.

**Branches : HYDERABAD, VISAKHAPATNAM & MACHILIPATNAM**



2. The Balance Sheet and the Income and Expenditure Account dealt with by this Report, are in agreement with the books of account.

3. In our opinion and to the best of our information and according to the explanations given to us, the said accounts, and notes forming part thereof and subject to qualifications, give a true and fair view:

- i) in the case of the Balance Sheet subject to the notes and annexure to those notes forming part of the Accounts, of the state of affairs as at **31<sup>st</sup> March, 2018** and
- ii) in the case of the Income and Expenditure Account subject to the notes and annexure to those notes forming part of the Accounts, of the **DEFICIT** for the year ended **31.03.2018**;

as required by the Commissioner of Technical Education as per Govt. of Andhra Pradesh Order G.O.Ms.No.401 Edn.(d) dated 28.12.1991.

We further report that:

1. The accounts are maintained regularly and the receipts and disbursements are properly and correctly shown in the accounts.

2. The cash balance and vouchers in the custody of the management on the date of audit are in agreement with the accounts.

3. The books, accounts, vouchers and other records required by us were produced for our examination.

4. Stock registers of movable property are said to have been maintained and kept under the control of the respective heads of department. Periodical verification is said to have not been done, but no material discrepancies were said to have been noted. Immovable Property is as it appears in the Balance Sheet, read with the notes thereon.

5. Property or funds of the College were not applied for any object other than the purpose of the College.

6. There are no amounts outstanding for more than one year, except in the case of tuition fees (which are generally recovered subsequently).



7. Capital Expenditure: Tenders were said to be invited for construction or repairs, and construction was done by the tenderers/management.

8. No money of the College has been invested contrary to the provisions of Societies Act or the Public Trust Act, as the case may be.

9. No immovable or movable property of the College has been alienated or transferred or sold away in a manner prejudicial to the interest of the institution.

10. The system of budget was adopted, and ratified by the Managing Committee.

11. Loans given were only to staff towards Festival Advances, which are recovered regularly from the salaries.


12. Tax has been deducted from salaries/contractors/security staff/Annual Maintenance Charges/Advertisement etc., and paid to the credit of the Central Government. Relevant returns are said to have been filed.

13. No expenditure or allowance in respect of the assets of the institution used wholly or partly, has resulted directly or indirectly in the benefit of the members of the Society.

14. The assets of the Institution (Buildings, Furniture and Equipment) have been incurred. Fidelity guarantee insurance for employees handling cash and other valuables has not been taken.

For RAO & RAO,  
Chartered Accountants,  
(Firm's Regn. No.003100S)



  
CA K.SOMA SUNDERA SAI,  
Partner(M.No.015122)

Eluru: 16.08.2018.



**SIR C.RAMALINGA REDDY COLLEGE OF ENGINEERING, ELURU**  
**NOTES FORMING PART OF THE ACCOUNTS/AUDIT REPORT FOR THE YEAR**  
**ENDING ON 31.03.2018.**

1. **TUITION FEES:** a) Tuition Fee Reconciliation Statement as on 31.03.2018 certified by the Principal and Correspondent was produced and the demand and receipts were as under according to the same.

PARTICULARS	₹	₹
Due as on 31.03.2017	7,27,28,940	
Demand for 2017-18	16,24,26,000	
<b>Total Demand</b>		<b>23,51,54,940</b>
<b>Less: Management Permissions in the year</b>		<b>-Nil-</b>
Demand for 2017-18		23,51,54,940
<b>Add: Advance Collections as per list</b>		<b>-Nil-</b>
Total Demand for 2017-18		23,51,54,940
<b>Less: Collections in the year</b>		<b>16,59,75,369</b>
<b>Due as on 31.03.2018</b>		<b>6,91,79,571</b>

**Dues are to be as under:**

Dues from Social Welfare Department (From 2013-14 To 2017-18)	₹	6,40,27,800
Dues from Students (From 2008-09 to 2017-18)		51,51,771
<b>Total</b>		<b>6,91,79,571</b>

as certified by the Principal.



b) Dues as on 31.03.2018 for the following items, as per reconciliations, certified by the Principal, were as under:

S. No.	Nature of fee	Amount (₹) as on 31.03.2018
01	University Development Fee	5,655
02	University Miscellaneous Fee	48,600
03	College Miscellaneous Fee	60,076
	<b>Total</b>	<b>1,14,331</b>

2. **Boys & Ladies Hostel Fees:** Dues as on 31.03.2018 were ₹ 12,000/- from Student of Boys Hostel certified by Warden and Principal.

3. Increase in **SALARIES AND ALLOWANCES** as under is said to be mainly due to fresh appointments/annual increments/fixation of scales/payments of arrears etc.,


S.No.	PARTICULARS	Amount (₹) 2016-17	Amount (₹) 2017-18
01	Teaching & Non Teaching Staff Salaries	11,08,54,556	11,59,54,034

4. **LIBRARY RECEIPTS:** Library Receipts and Miscellaneous Receipts as per separate receipt books are deposited into this Cash Book on day to day basis.

5. Further comments and observations on the accounts are contained in the Annexure hereto.

For RAO & RAO,  
Chartered Accountants,  
(Firm's Regn. No.003100S)



  
**CA K.SOMA SUNDERA SAL**  
Partner(M.No.015122)

Eluru: 16.08.2018.



**SIR C. RAMALINGA REDDY COLLEGE OF ENGINEERING, ELURU**  
**ANNEXURE TO NOTES FORMING PART OF THE ACCOUNTS/AUDIT REPORT**  
**FOR THE YEAR ENDING ON 31.03.2018.**

1. Liabilities are long pending as under: Appropriate action may be taken.

S.No.	Name of head	Amount
1	Andhra University Fee	43,220
2	Convenor fee collected from Student	500
3	Alumni Membership	3,77,885
4	Excess of College Fees (13-14 & 15-16)	52,115
5	National Service Scheme	860
6	Stale Cheques written back	1,43,877
	<b>Total</b>	<b>6,18,457</b>

2. Liabilities in Examination A/c: (₹ 28,414/-): Appropriate action may be taken.

3. The following items are taken on due basis as against the cash system policy of the institution:

<u>Head of account</u>	<u>Amount (₹)</u>
Examination Fee(Recoverable)	₹ 77,045
Ratification Fee recoverable	1,600

Appropriate action is to be taken.

4. Bank Reconciliation Statement: Total amount of ₹ 72,033/- (20 items) were wrongly credited and ₹ 1,41,145/- (15 items) were wrongly debited by bank as shown in the Bank Reconciliation Statement. Appropriate steps may be taken.




5. Meritrac Services Private Ltd., (₹22,500/-): This item, appearing in Form No.26AS (Income Tax) (Income of ₹ 22,500/- and TDS thereon of ₹ 630/-) are not reflected in accounts.

6. TDS / TCS in Balance Sheet (₹18,496/-; 3,375/-;10,112/- & 9,028): This amounts as are when received as refunds, are said to be reflected in Sir CRR Management account. Appropriate reconciliation and accounting may be done.

7. Fire Safety Certificate charges (₹2,06,548/-): Yearly Fire Disaster Management Charges paid to the Govt. of Andhra Pradesh of ₹ 52,585/- along with penal interest at 24% p.a. of ₹ 37,863/- or total amount paid of ₹ 90,448/- towards IT Block and ₹67,500/- along with penal interest at 24% p.a. of ₹ 48,600/- or total amount paid of ₹ 1,16,100/-. Appropriate measures need to be put in place in future to avoid such penal interest being levied.



For RAO & RAO,  
Chartered Accountants,  
(Firm's Regn. No.003100S)

  
CA K.SOMA SUNDERA SAI,  
Partner (M.No. 015122).

Eluru: 16.08.2018.

## SIR C R R COLLEGE OF ENGINEERING, ELURU

## GENERAL ACCOUNT

## STATEMENT OF INCOME AND EXPENDITURE FOR THE YEAR ENDING ON 31.03.2018

Expenditure		₹	₹	Income		₹
To Advertisement			8,98,317	By Tuition Fee:		
To Annual Affiliation & Inspection Fee			17,72,130	Fees from B.Tech	15,34,05,344	
To Annual Maintenance Charges			90,855	Fees from MBA	33,86,050	
To AICTE Fee Processing Fee			3,50,000	Fees from MCA	29,14,950	
To Bank Charges			10,748	Fees from M.Tech	62,69,028	16,59,75,372
To Buses Maintenance			24,30,346	By Hostel Fees (Boys & Ladies)		46,96,000
To Car Maintenance			99,738	By Buses Rents from students		12,99,000
To Depreciation			2,31,30,769	By University Miscellaneous Fee		54,69,800
To Electric charges			49,97,640	By Interest from SB account		2,58,662
To ESI			13,86,048	By Interest on Electric Deposit		58,335
To External Examiners Expenses			34,559	By Interest on Corpus Fund FDRs		6,17,261
To Functions Expenses			1,66,557	By Miscellaneous Fee		30,82,100
To Fire Safety Certificate Expenses			2,16,566	By Personality Development Fee(UDF)		10,000
To Generator Maintenance			72,551	By Sale of Applications		1,17,000
To Ground Levelling			39,06,300	By TCS & Other Workshop receipts		4,51,480
To Games & Sports			8,60,535	By Remuneration expenses from AU		12,110
To Guest Lecturers Expenses			33,398	By Miscellaneous Receipts		83,795
To Campus Interviews expenses			3,44,214	By Registration Fee		22,522
To Insurance			3,04,403			
To Incentives			20,000	By Excess of expenditure over Income		31,656
To Internet charges			8,10,894			
To Lab Consumables:						
Civil Dept. Consumables	2,814					
CSE Lab Consumables	4,580					
EEE Lab Consumables	1,06,408					
ECE Lab Consumables	53,000					
FED Lab Consumables	28,352					
Physics Consumables	23,695					
Mechanical Lab consumables	1,21,985	3,40,835				
To Miscellaneous Expenses:			10,24,601			
To Membership Fees			2,76,840			
To NAAC Expenses			7,47,939			
To Provident Fund:						
Employer's Contribution	63,27,868					
Administrative Charges	7,21,004	70,48,892				
To Postage			12,698			
To PCI Pest Control			11,94,917			
To Printing and Stationery			5,54,424			
To Professional Charges for e.TDS			14,920			
To Paints			7,75,856			
To Property Tax for 17-18			6,08,541			
To Repairs and Maintenance			58,32,137			
To Ratification Fee			1,97,225			
		C/f.	6,05,66,376		C/f.	18,21,85,065





	B/f.	6,05,66,395	B/f.	18,21,85,063
To Research & Development expenses		2,10,816		
To Salaries		11,59,54,034		
To Security Guards Salaries		13,72,800		
To Seminars & Workshop Expenses		4,36,761		
To Siemens Center of Excellence Project		2,76,735		
To Subscriptions & Memberships		4,36,667		
To Skill Development expense		2,52,533		
To Telephone Charges		82,531		
To Training & placement (CRT)		6,16,950		
To Transport charges		22,960		
To Travelling Expenses		1,91,109		
To Tech-Fest -2017		3,48,291		
To Vehicle Maintenance		1,75,731		
To Wages		12,40,748		
		18,21,85,063		18,21,85,063

Subject to our Report of even date

for Rao & Rao

Chartered Accountants,

CA K. SOMIA/SUNDARA BAL  
Partners.

Place: Eluru

Date: 16.08.2018



N.V.K.

*[Signature]*

Secretary

*[Signature]*

Treasurer

*[Signature]*  
Correspondent

*[Signature]*  
Principal

**SIR C R R COLLEGE OF ENGINEERING, ELURU**  
**GENERAL ACCOUNT**

**BALANCE SHEET AS ON 31-03-2018**

<b>LIABILITIES</b>	<b>₹</b>	<b>₹</b>	<b>ASSETS</b>	<b>₹</b>	<b>₹</b>
<b>Capital Fund:</b>			<b>Fixed Assets (Schedule Enclosed)</b>		15,10,23,740
As on 01-04-2017	32,56,46,103	32,56,14,447	<b>Work-in-progress: (As above schedule)</b>		31,73,015
Less: Deficit for the year	31,656		<b>Inter College Accounts:</b>		
<b>Current Liabilities:</b>			Sir C R R College for Women MCA General	14,47,754	
<b>OTHER LIABILITIES:</b>			Sir C R R Degree College for Women General	1,00,23,671	
Andhra University Fee	43,220		Sir C R R Degree College for Women Special Fees	22,256	
Convenor Fee collected from Student	500		Sir C R R PG Courses MBA General	10,67,075	
Alumni Membership	3,77,885		Sir C R R PG Courses MCA General	8,53,855	
Excess of College Fees (13-14&15-16)	52,115		Sir C R R PG Courses General	1,09,93,624	
National Service Scheme	860		Sir C R R Public School General	27,03,959	
Stale Cheques written back	1,43,877	6,18,457	Sir C R R Aided General	18,69,850	
			Sir C R R Unaided General	6,65,214	
<b>Security Deposit from Contractors:</b>			Sir C R R College for Women PG Courses	4,20,945	
T Subba Reddy	16,267		Sir C R R College of Education General	34,166	
CH.V.N.Kishore	15,185		Sir C R R College, UGC Account	5,65,182	
S.V.Santha Kumar	70,931		Sir C R R Polytechnic, General	21,20,408	
Sai Constructions (EMD & FSD)	5,02,000		Sir C R R College of Engg. Scholarship Account	1,240	
Deposit for Canteen (V.Vinay Babu)	1,00,000	7,04,383	Sri C R R Pharmaceutical Sciences	57,68,557	3,85,57,756
			<b>Sir C R R College Management:</b>		
			As on 01-04-2017	11,64,59,893	
			Add: Payments in the year	6,95,80,000	
			Less: Receipts in the year	18,60,39,893	
				8,69,91,664	9,90,48,229
	C/f...	32,69,37,287		C/f...	29,18,02,740

Contd...2.



B/f...	32,69,37,287	B/f...	29,18,02,740
<b>Liabilities in Examination A/c</b>		<b>Current Assets:</b>	
Condonation A/c	500	<b>Deposits:</b>	
Remuneration Payable	5,400	Corpus Fund Deposits (Schedule Enclosed)	30,00,000
Practical Exams EIE Dept	1,818	Other Deposits (Schedule Enclosed)	12,39,934
Practical Exams Engineering DEPT	2,047	Advances (Schedule Enclosed)	2,63,66,759
Practical Exams MBA DEPT	2,999	IETE A/c	5,450
Practical Exams Mechanical DEPT	4,100	Examination Fee (Recoverable)	77,045
Provisional Certificates	11,550	Ratification Fee recoverable	1,600
		TDS on Electric Deposits(14-15; 15-16 & 16-17)	18,496
		TDS on Interest (2014-15)	3,375
		TCS (16-17)	10,112
		TDS from TCS & Others (17-18)	9,028
		<b>Festival Advances:</b>	
		As on 01-04-2017	4,32,990
		Add: Payments in the year	5,02,460
		Less: Receipts in the year	9,35,450
	1,12,65,104	Balance as on <b>31-03-2018:</b>	5,35,690
		Cash on hand	-
		Cash at Andhra Bank, Principal Imprest A/c (SB A/c No.150310011008149)	1,34,268
		Cash at Andhra Bank (SB A/c No.150310011000235)	1,51,62,238
	<b>33,82,30,805</b>		<b>1,52,96,506</b>
			<b>33,82,30,805</b>

**Inter College Accounts:**

Sir C R R College of Engg. Spl. Fee A/c

Subject to our Report of even date

for Rao & Rao  
Chartered Accountants,



CA K. SOMA SUNDARA SAI,  
Partner.

N. Y. K. Srinivas Rao

Place: Eluru

Date: 16.08.2018.

Secretary

*[Signature]*

Treasurer

*[Signature]*  
Correspondent

*[Signature]*  
Principal

## SIR C R REDDY COLLEGE OF ENGINEERING, ELURU

## GENERAL ACCOUNT

## FIXED ASSETS SCHEDULE FOR THE YEAR 2017-18

Asset	W.D.V as on 01-04-2017	Additions		Total	Rate	Depreciation	W.D.V as on 31-03-2018
		More than 180 Days	Less than 180 Days				
Aqua Guards	2,657	-	-	2,657	15%	399	2,258
AC Machines	16,54,180	-	2,09,000	18,63,180	15%	2,63,802	15,99,378
Bore Well	2,15,954	-	-	2,15,954	15%	32,393	1,83,561
Buildings	11,18,71,425	13,67,449	25,50,596	11,57,89,470	10%	1,14,51,417	10,43,38,053
Bus	37,11,082	-	-	37,11,082	15%	5,56,662	31,54,420
Bio-Metric Devices	1,95,175	5,60,623	-	7,55,800	15%	1,13,370	6,42,430
Cad Lab Erection	5,895	-	-	5,895	15%	884	5,011
Car	3,06,178	-	-	3,06,178	15%	45,927	2,60,251
Chemistry Lab Equipment	40,183	-	1,42,059	1,82,242	15%	16,682	1,65,560
Computer Equipment	1,24,995	-	-	1,24,995	15%	18,749	1,06,246
Computer Software	16,78,591	18,000	-	16,96,591	40%	6,78,636	10,17,955
Computers	29,04,255	47,46,865	1,84,000	78,35,120	40%	30,97,248	47,37,872
CSE LAB Equipment	5,53,857	-	-	5,53,857	15%	83,079	4,70,778
Cse Lab Erection	3,547	-	-	3,547	15%	532	3,015
Departmental Library	51,666	-	-	51,666	15%	7,750	43,916
Digital Copier	11,342	-	-	11,342	15%	1,701	9,641
ICE LAB EQUIPMENT	17,51,356	-	43,448	17,94,804	15%	2,65,962	15,28,842
IEE LAB EQUIPMENT	7,52,240	5,000	-	7,57,240	15%	1,13,586	6,43,654
IEE Lab Erection	1,574	-	-	1,574	15%	236	1,338
EIE LAB EQUIPMENT	5,86,162	-	-	5,86,162	15%	87,924	4,98,238
EIE Lab Erection	3,364	-	-	3,364	15%	505	2,859
Electrical Fittings & Appliances	11,21,645	18,330	1,04,737	12,44,712	10%	1,19,234	11,25,478
Electrical Lab Equipment	8,53,591	79,100	2,17,920	11,50,611	15%	1,56,248	9,94,363
Electronics Lab Equipment	33,942	-	-	33,942	15%	5,091	28,851
Equipment	18,026	-	-	18,026	15%	2,704	15,322
Fire Fighting Equipment	31,498	37,060	-	68,558	15%	10,284	58,274
Furniture	81,31,084	37,500	78,120	82,46,704	10%	8,20,764	74,25,940
Generator	60,165	-	-	60,165	15%	9,025	51,140
Gymnasium Equipment	6,74,991	-	-	6,74,991	15%	1,01,249	5,73,742
Hand Camera	83,296	-	-	83,296	15%	12,494	70,802
HT Line	2,11,927	-	-	2,11,927	10%	21,193	1,90,734
Intercom	1,01,417	-	1,77,236	2,78,653	15%	28,505	2,50,148
Intranet	29,863	4,63,725	-	4,93,588	15%	74,038	4,19,550
IT Lab Equipment	1,31,991	-	-	1,31,991	15%	19,799	1,12,192
Jamma Bhoomi Building	16,418	-	-	16,418	10%	1,642	14,776
Ladies Hostel Furniture	30,607	-	-	30,607	10%	3,061	27,546
Ladies Hostel Kitchen Equipment	67,028	-	-	67,028	15%	10,054	56,974
Land	6,93,958	-	-	6,93,958	0%	-	6,93,958
Lawn Mover	3,938	-	-	3,938	15%	591	3,347
LCD Projector	5,80,995	-	5,63,500	11,44,495	15%	1,29,412	10,15,083
Library	30,21,566	18,894	5,22,632	35,63,092	15%	4,95,266	30,67,826
Library Equipment	2,84,714	-	-	2,84,714	15%	42,707	2,42,007
Mechanical Lab Equipment	19,13,706	11,470	-	19,25,176	15%	2,88,776	16,36,400
<b>C/f</b>	<b>14,45,22,044</b>	<b>73,64,018</b>	<b>47,93,248</b>	<b>15,66,79,310</b>		<b>1,91,89,581</b>	<b>13,74,89,729</b>

Cont. 2



Asset	W.D.V as on 01-04-2017	Additions		Total	Rate	Depreciation	W.D.V as on 31-03-2018
		More than 180 Days	Less than 180 Days				
B/f	14,45,22,044	73,64,018	47,93,248	15,66,79,310		1,91,89,581	13,74,89,729
Civil Dept. Equipment	21,26,244	5,00,000	17,204	26,43,448	15%	3,95,227	22,48,221
Kitchen Equipment(Boys Hostel)	1,34,036	-	-	1,34,036	15%	20,105	1,13,931
Kitchen Equipment(Canteen)	1,12,390	-	-	1,12,390	15%	16,859	95,531
Lift	6,92,545	1,01,735	26,654	8,20,934	15%	1,21,141	6,99,793
Mineral Water Plant	97,478	1,57,000	1,29,088	3,83,566	15%	47,853	3,35,713
Mosquito Nets	6,769	-	-	6,769	15%	1,015	5,754
Motor Cycle (Hero)	60,217	-	-	60,217	15%	9,033	51,184
Motor	1,30,725	-	-	1,30,725	15%	19,609	1,11,116
Name Boards	1,24,667	-	-	1,24,667	10%	12,467	1,12,200
Network Equipment	5,27,173	-	-	5,27,173	15%	79,076	4,48,097
Over Head Projector	19,713	-	-	19,713	15%	2,957	16,756
Physics Lab Equipment	2,11,270	91,474	-	3,02,744	15%	45,412	2,57,332
Printer for ID Cards	51,422	-	-	51,422	15%	7,713	43,709
Solar Power Plant	-	43,95,000	55,81,068	99,76,068	40%	28,74,214	71,01,854
S & H Equipment	10,198	-	-	10,198	15%	1,530	8,668
Survey Lab Equipment	2,29,024	-	-	2,29,024	15%	34,354	1,94,670
T & P Equipment	7,823	-	-	7,823	15%	1,173	6,650
T.V. & CC Cameras	3,83,789	49,700	3,55,900	7,89,389	15%	91,716	6,97,673
Telephone Equipment	61,330	-	-	61,330	15%	9,200	52,130
Utensils for Hostel	3,576	-	-	3,576	15%	536	3,040
Water Cooler	80,332	-	-	80,332	15%	12,050	68,282
Water Fountain	3,263	-	-	3,263	15%	489	2,774
Water Storage Tank	1,47,565	-	1,60,000	3,07,565	15%	34,135	2,73,430
Wet Grinder for Hostel	7,039	-	-	7,039	15%	1,056	5,983
Xerox Machine	6,81,788	-	-	6,81,788	15%	1,02,268	5,79,520
	15,04,32,420	1,26,58,927	1,10,63,162	17,41,54,509		2,31,30,769	15,10,23,740

## WORK-IN-PROGRESS:

ECE & ME Block	-	-	12,60,000	12,60,000		-	12,60,000
Ladies Hostel Construction (New)	-	-	19,13,015	19,13,015		-	19,13,015
	-	-	31,73,015	31,73,015		-	31,73,015

Signatures to Schedule.

for Rao & Rao  
Chartered Accountants

CA K.Soma Sudhara Sai,

Partner.

Place: Eluru

Date: 16.08.2018

N. Y. K. Sridhar Rao

Secretary

Rao

Treasurer

K. Anuradha

Correspondent

K. S. S.

Principal



**SIR C R R COLLEGE OF ENGINEERING**  
**GENERAL ACCOUNT**  
**Fixed Deposits Schedule for the Year 2017-18**

Fixed Deposit No	Name of the Bank	Date of Deposit	Due Date	Rate	Face Value as on 1-04-2017	As on 31-03-2018
KTD/1/20070041	Andhra Bank(MBA)	16-08-2015	16-08-2018	8.25%	10,00,000	10,00,000
KTD/1/20070042	Andhra Bank(MBA)	16-08-2015	16-08-2018	8.25%	5,00,000	5,00,000
177504	Andhra Bank(MCA)	07.10.2017	07.10.2019	6.50%	15,00,000	15,00,000
<b>Total</b>					<b>30,00,000</b>	<b>30,00,000</b>

Signatures to Schedule:

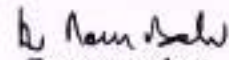
for Rao & Rao  
Chartered Accountants

CA K.Soma Sundera Sai,  
Partner.

Place: Eluru  
Date: 16.08.2018.

  
Secretary

  
Treasurer

  
Correspondent

  
Principal

**SIR C R R COLLEGE OF ENGINEERING**  
**GENERAL ACCOUNT**  
**Schedule of Other Deposits for the year 2017-2018**

Nature of Deposit	Opening Balance as on 1-04-2017	Additions in 2017-18	Receipts in 2017-18	Closing Balance as on 31.03.2018
APSEB Security Deposit	10,35,860	1,62,100	-	11,97,960
Fax Machine Deposit	500	-	-	500
Hindustan Petroleum (Cylinders)	10,200	-	-	10,200
K.Rattaiah Endowment Fund	500	-	-	500
LPG Cylinder Deposit	14,000	-	-	14,000
Oxygen Cylinder Deposit	500	-	-	500
Telephone Deposit	5,910	-	-	5,910
Internet Deposit	10,364	-	-	10,364
<b>Total</b>	<b>10,77,834</b>	<b>1,62,100</b>	<b>-</b>	<b>12,39,934</b>

Signatures to Schedule.

for Rao & Rao  
Chartered Accountants,



CA K.SOMA SUNDERA SAI,  
Partner.

Place: Eluru  
Date: 16.08.2018.

Secretary

Treasurer

Correspondent

Principal

**SIR C R R COLLEGE OF ENGINEERING**  
**GENERAL ACCOUNT**  
**SCHEDULE OF ADVANCES FOR THE YEAR 2017-2018**

Name of the Person	Opening Balance as on 01.04.2017	Payments in 2017-18	Receipts in 2017-18	Closing Balances as on 31-03-2018
	₹	₹	₹	₹
Aarna Fire Solutions	5,18,738	-	-	5,18,738
Abdul Rahamankhan	-	88,000	88,000	-
Ch. Nagaraju	-	1,00,000	-	1,00,000
D.Base Solutions (Software)	-	2,21,250	-	2,21,250
G.G.B.Kanna	-	40,000	40,000	-
Go Solar GRTD Ltd.,	22,23,600	21,36,400	43,60,000	-
IETE Membership	1,20,912	-	1,20,912	-
IPA Education Pvt. Ltd.,	-	10,24,000	10,24,000	-
Johnson Lifts Pvt. Ltd.,	-	4,98,000	-	4,98,000
M/s. Green Secure Energy Pvt. Ltd.,	26,95,000	26,95,000	53,90,000	-
H.M.Trading Company Ltd.,	2,34,862	42,225	2,77,087	-
M.L.Deepak	-	1,10,405	1,10,405	-
M.Ranga Rao	-	9,000	9,000	-
Krishna Concrete Works	-	2,08,72,680	-	2,08,72,680
Pest Control PVT. Ltd.,	4,11,025	6,52,363	10,63,388	-
P.Venkateswara Rao	-	40,35,131	-	40,35,131
Sai Krishna Enterprises	-	1,20,960	-	1,20,960
	<b>62,04,137</b>	<b>3,26,45,414</b>	<b>1,24,82,792</b>	<b>2,63,66,759</b>

Signatures to Schedule.

for Rao & Rao  
Chartered Accountants

CA K.SOMA SUNDARA SAI,  
Partner

N.V.K. Suggavi

Secretary

Treasurer

Correspondent

Principal

Place: Eluru

Date: 16.08.2018.