

 → Academic facilities
 → Physical facilities
 → Others

SIR C.R.R. COLLEGE OF ENGINEERING
GENERAL ACCOUNT
STATEMENT OF INCOME AND EXPENDITURE FOR THE YEAR ENDING ON 31.03.2023

Expenditure		₹	₹	Income		₹	₹
To Advertisement			2,16,526	By Tuition Fee	21,64,15,374		
To Affiliation, Inspection & Processing Fee for 2021-22 & 22-23			36,21,700	By University Miscellaneous Fee	99,95,541	22,64,10,915	
To AICTE Application Fee & Processing Fee			5,00,000	By Excess Fee Receipts		28,24,543	
To Annual Maintenance Charges			20,060	By Buses Fees from students		62,75,900	
To Bank Charges			6,748	By Miscellaneous Receipts		4,12,515	
To BUSES MAINTENANCE:				By TCS Workshop		9,63,045	
Own Buses (5 Nos.):				By Training & Placement		55,131	
Diesel, Tollgates, Repairs & Drivers' Salaries	29,81,992			By Consultancy Fee		13,500	
Hire Buses (7 Nos.):				By Unidentified Fee Receipts		82,70,884	
Hire rents-TDS, Diesel, and Insurance etc.,	80,99,012		1,10,81,004	By Interest:			
To Buildings Maintenance			8,23,345	From Electric Deposit		42,895	
To Campus Maintenance			9,67,271	From Corpus Fund FDRs		1,60,500	
To Campus Interviews Expenses			4,44,926	From Desodarka Endowment		42,405	
To Car Maintenance			2,26,925	From SB accounts		23,330	2,69,130
To Depreciation			2,05,74,349				
To Electric charges			59,18,503				
To ESI			7,09,563				
To External Examiners Expenses			1,81,145				
To Gardening & Campus Greenary			5,93,008				
To Games & Sports			4,03,613				
To Generator Maintenance			3,12,770				
To Guest Lecture Expenses			28,505				
To Functions Expenses			1,02,915				
To Fire Safety Expenses			3,80,367				
To Membership Fee			1,02,400				
To NBA Expenditure			25,32,260				
To Insurance			3,81,985				
To Internet charges			9,99,666				
To University Common Service Fee(3 Years)			89,61,175				
To LAB CONSUMABLES:							
APSSDC Lab Consumables	20,000						
FED Consumables	27,190						
EEE Lab Consumable	41,306						
Civil Lab Consumables	10,082						
Mechanical Lab consumables	45,324						
ECE Lab consumables	35,816						
Computer Hardware Maintenance	3,64,306		5,44,024				
To Miscellaneous Expenses			7,67,690				
To Provident Fund:							
Employer's Contribution	59,53,390						
Administrative Charges	5,01,071		64,54,461				
To Paints to buildings			45,88,921				
To Postage			11,677				
To Printing and Stationery			17,53,698				
To Professional Charges for e-TDS			52,710				
To Property Tax for 2021-2022			7,04,463				
To Processing Fee			1,70,000				
To Repairs and Maintenance			53,23,102				
To Registration expenses for courses			79,060				
To Remunerations			5,21,464				
To Research & Development expenses			2,00,000				
To Salaries:							
Teaching Staff Salaries	10,52,21,146						
Non Teaching Staff Salaries	2,31,37,342	12,83,58,488					
To Security Guards Salaries			17,97,272				
To Seminars & Workshop Expenses			36,450				
To Subscriptions & Memberships			6,91,366				
To Students Skill Development & Training			6,14,679				
To Software Maintenance			28,895				
To Telephone Charges			20,071				
To Transport charges			34,968				
To Travelling Expenses			2,51,540				
To TCS Exams Remunerations			1,98,400				
To Tractor & Vehicle Maintenance			1,64,152				
To Wages			9,38,375				
To Water Plant Maintenance			18,200				
To SURPLUS (Excess of income over expenditure)			3,10,80,703				
			24,54,95,563				24,54,95,563

Subject to our Report of even date for Rao & Rao

Chartered Accountants

K.S.S. Govin

CA K.S.S. GRI VAMS,
Partner,

Place: Eluru
Date: 30.10.2023



M.B.S.V. Prasad

Secretary

Treasurer

Coverpondent

Principal

Principal

Sir C R Reddy College of Engineering
ELURU - 534 007

→ Academic facilities
 → physical facilities
 → Others

SIR C.R.R. COLLEGE OF ENGINEERING
GENERAL ACCOUNT
STATEMENT OF INCOME AND EXPENDITURE FOR THE YEAR ENDING ON 31.03.2022

Expenditure			Income		
To Advertisement		1,38,400	By Tuition Fee:		
To Affiliation Fee		16,12,278	By Fees from B.Tech	18,43,04,171	
To Accreditation Fee		12,98,005	By Fees from MBA	33,66,000	
To Annual Maintenance Charge		1,80,280	By Fees from MCA	2,16,050	
To Bank Charges		11,322	By Fees from M.Tech	6,98,800	18,85,85,021
To Buses Maintenance		64,84,278	By Buses Fees from students		19,61,860
To Buildings Maintenance		7,56,104	By University Miscellaneous Fee		33,47,740
To Campus Maintenance		1,84,182	By Interest from SB account		56,007
To Campus Interviews Expenses		3,82,911	By Interest on Electric Deposit		13,150
To Consultancy Fee		2,00,000	By Interest on Corpus Fund FDRs		1,39,937
To Car Maintenance		88,293	By Interest on Desodarak Endowment		30,451
To Depreciation		1,97,30,883	By Miscellaneous Receipts		2,89,744
To Electric charges		33,20,293	By TCS Workshop		8,98,175
To ESI		6,16,009	By Training & Placement		1,70,772
To External Examiners Expenses		1,12,626	By Deficit (Excess of Expenditure over Income)		1,75,08,118
To Gardening & Campus Greenary		1,32,831			
To Games & Sports		70,123			
To Generator Maintenance		1,02,661			
To Functions Expenses		2,66,399			
To Membership Fee		1,63,086			
To NBA Expenditure		8,82,987			
To Insurance		2,83,889			
To Internet charges		9,24,211			
To University Common Service Fee(19-20 & 20-21)		1,01,45,550			
To Licence Fee for Software		3,17,233			
To Lab Consumables:					
APSSD Lab Consumables	50,350				
Civil Lab Consumables	15,992				
Mechanical Lab consumables	53,129				
ECU Lab consumables	67,198				
Computer Hardware Maintenance	3,30,792	5,17,461			
To Miscellaneous Expenses		7,99,341			
To Provident Fund:					
Employer's Contribution	56,36,430				
Administrative Charges	4,74,399	61,10,829			
To Patins to buildings		25,83,164			
To Postage		1,016			
To Printing and Stationery		11,11,831			
To Professional Charges for e.TDS		40,023			
To Property Tax for 2021-2022		6,70,916			
To Repairs and Maintenance		13,42,320			
To Registration expenses for courses		1,78,503			
To Remunerations		2,83,410			
To Ratification Fee		1,35,000			
To Research & Development expenses		36,967			
To Salaries:					
Teaching Staff Salaries	12,84,87,272				
Non Teaching Staff Salaries	2,06,11,018	14,90,98,290			
To Security Guards Salaries		14,67,000			
To Seminars & Workshop Expenses		45,245			
To Subscriptions & Memberships		5,73,814			
To Skill Development expense		1,10,332			
To Telephone Charges		33,976			
To Transport charges		34,000			
To Travelling Expenses		2,83,643			
To Vehicle Maintenance		1,45,732			
To Wages		8,08,072			
To Web Site Design charges		29,990			
		21,52,29,987			21,52,29,987

Subject to our Report of even date

for Rao & Rao
Chartered Accountants,

K.S.S. Srinivasulu Reddy
CA K.S.S. SRI VAMSI
Partner.

Place: Eluru
Date: 15.02.2023



M. B. R. V. Prasad
Secretary

Correspondent

Principal

Sir C R Reddy College of Engineering
ELURU - 534 007

→ Academic
→ Physical
→ Others

SIR C.R.R. COLLEGE OF ENGINEERING
GENERAL ACCOUNT
STATEMENT OF INCOME AND EXPENDITURE FOR THE YEAR ENDING ON 31.03.2021


Expenditure	₹	₹	Income	₹	₹
To Advertisement		1,61,410	By Tuition Fee:		
To Annual Maintenance Charges		1,21,780	Fees from B.Tech	15,72,95,405	
To Bank Charges		19,916	Fees from MBA	7,50,559	
To Buses Maintenance		32,82,779	Fees from MCA	1,23,400	
To Campus Interviews expenses		16,240	Fees from M.Tech	4,26,821	15,85,96,185
To Car Maintenance		29,589	By Hostel Fees (Boys & Ladies)		29,23,950
To Depreciation	2,25,63,820		By Buses Rents from students		8,47,950
To Electric charges		17,26,436	By University Miscellaneous Fee		49,25,687
To BSI		5,72,865	By Interest from SB account		1,88,133
To External Examiners Expenses		68,675	By Interest on Electric Deposit		57,392
To Garden Expenses		29,250	By Interest on Corpus Fund FDRs		1,95,973
To Functions Expenses		14,807	By Sale of Applications		88,000
To Membership Fee		23,860	By Interest on Desodaraka Endowment		47,871
To Insurance		4,18,573	By Remuneration expenses from AU		4,000
To Internet charges		9,14,886	By Miscellaneous Receipts		35,792
To University Development Fee		16,77,125			
To Licence Fee for Software		2,73,027			
To Lab Consumables:					
APSSD Lab Consumables	20,860				
Mechanical Lab consumables	22,176				
Computer Hardware Maintenance	1,52,862	1,95,898			
To Miscellaneous Expenses		4,18,008			
To Provident Fund:					
Employer's Contribution	53,12,374				
Administrative Charges	4,94,952	58,07,326			
To Postage		3,432			
To Processing Fee		4,00,500			
To Printing and Stationery		6,35,028			
To Professional Charges for e.TDS		42,746			
To Property Tax for 2020-2021		6,38,968			
To Repairs and Maintenance		12,20,413			
To Research & Development expenses		1,85,408			
To Salaries					
Teaching Staff Salaries	7,35,40,980				
Non Teaching Staff Salaries	1,86,65,705	9,22,06,685			
To Security Guards Salaries		13,83,396			
To Seminars & Workshop Expenses		7,668			
To Subscriptions & Memberships		5,12,338			
To Skill Development expense		1,29,288			
To Telephone Charges		65,036			
To Transport charges		2,500			
To Travelling Expenses		1,04,298			
To Vehicle Maintenance		59,616			
To Wages		6,83,144			
To Write off advances		4,50,000			
To Surplus (Excess of Income over Expenditure)		3,08,43,899			
		16,79,10,933			16,79,10,933

Subject to our Report of even date

for Rao & Rao
Chartered Accountants

CA K.S.SRI VAMSI,
Partner.

Place: Eluru
Date: 11.01.2022



M.T.B.S.V.
Secretary

Correspondent

Principal


Principal
Sir C R Reddy College of Engineering
ELURU - 534 007


→ Academic
 → Physical
 → Others

SIR C.R.R. COLLEGE OF ENGINEERING
GENERAL ACCOUNT
STATEMENT OF INCOME AND EXPENDITURE FOR THE YEAR ENDING ON 31.03.2020

Expenditure	₹	₹	Income	₹	₹
To Advertisement		2,73,830	By Tuition Fee:		
To Annual Affiliation, AICTE & Inspection Fee		33,93,800	Fees from B.Tech	9,97,34,834	
To Annual Maintenance Charges		59,000	Fees from MBA	15,20,200	
To Bank Charges		31,055	Fees from MCA	10,99,600	
To Buses Maintenance		49,82,741	Fees from M.Tech	10,62,250	10,34,16,884
To Campus Interviews expenses		4,69,182	By Hostel Fees (Boys & Ladies)		74,07,000
To Car Maintenance		71,735	By Buses Rents from students		31,33,600
To Depreciation		1,98,92,071	By University Miscellaneous Fee		94,05,592
To Electric charges		46,40,901	By Interest from SB account		2,70,147
To ESI		7,46,939	By Interest on Electric Deposit		66,462
To External Examiners Expenses		1,32,371	By Interest on Corpus Fund FDRs		1,95,855
To Fire Safety Expenses		3,84,320	By Sale of Applications		90,500
To Functions Expenses		98,414	By TCS & Other Workshop receipts		2,52,999
To Generator Maintenance		1,65,970	By Remuneration expenses from AU		2,256
To Games & Sports		1,64,184	By Miscellaneous Receipts		4,54,674
To Guest Lecturer Expenses		32,212	By Registration Fee		62,700
To Insurance		4,73,687	By Receipts through neft to APS		
To Internet charges		14,28,077	Skill Development (TSDI)		8,01,031
To Industrial Tour Expenses		22,500			
To Legal Expenses		25,000			
To Lab Consumables:			By Deficit (Excess of expenditure over		
Civil Dept. Consumables	48,447		Income)		6,59,52,689
CSE Lab Consumables	29,927				
APSSD Lab Consumables	3,24,291				
EEE Lab Consumables	71,648				
ECE Lab Consumables	1,04,145				
FED Lab Consumables	9,884				
IT Lab Consumables	42,164				
Mechanical Lab consumables	2,20,308				
Computer Hardware Maintenance	1,24,595				
Physics Lab Consumables	8,626	9,84,035			
To Miscellaneous Expenses		7,59,411			
To Provident Fund:					
Employer's Contribution	60,13,022				
Administrative Charges	6,81,827	66,94,849			
To Online classes charges paid Sri Gajanan e.slates Pvt Ltd.,		35,77,500			
To Postage		16,552			
To Processing Fee		3,60,000			
To Printing and Stationery		7,76,753			
To Professional Charges for e.TDS		33,801			
To Property Tax for 2019-2020		6,08,541			
	C/L	5,12,99,431		C/L	19,15,12,389

Contd...2.




 Principal
 Sir C R Reddy College of Engineering
 ELURU - 534 007

→ Academic
 → Physical
 → Others

Expenditure	₹		Income		₹
	B/f.		B/f.		
To Repairs and Maintenance		5,12,99,431			19,15,12,389
To Research & Development expenses		33,01,631			
To Salaries					
Teaching Staff Salaries	10,97,12,856				
Non Teaching Staff Salaries	2,10,64,515	13,07,77,371			
To Security Guards Salaries		15,64,800			
To Seminars & Workshop Expenses		8,63,535			
To Subscriptions & Memberships		3,60,697			
To Skill Development expense		8,61,991			
To Telephone Charges		67,318			
To Transport charges		15,717			
To Travelling Expenses		2,31,951			
To Training & Placement Expenses		99,120			
To Vehicle Maintenance		1,44,976			
To Wages		17,13,966			
		19,15,12,389			19,15,12,389

Subject to our Report of even date

for Rao & Rao
 Chartered Accountants,


K. S. S. Gir

CA K.S.S.SRI VAMSI,

Partner.

Place: Eluru

Date: 27.02.2021



M. B. S. V. Reddy
 Secretary

[Signature]
 Treasurer

[Signature]
 Correspondent

[Signature]
 Principal


[Signature]
 Principal
 Sir C R Reddy College of Engineering
 ELURU - 534 007

→ Academic
 → Physical
 → Others

SIR C.R.R. COLLEGE OF ENGINEERING
GENERAL ACCOUNT
STATEMENT OF INCOME AND EXPENDITURE FOR THE YEAR ENDING ON 31.03.2019

Expenditure	₹	₹		Income	₹	₹
To Advertisement		7,04,415	By	Tuition Fee:		
To Annual Affiliation & Inspection		9,88,500		Fees from B.Tech	17,03,86,893	
To Annual Maintenance Charges		1,40,655		Fees from MBA	34,02,850	
To AICTE Fee Processing Fee		3,00,100		Fees from MCA	29,45,500	
To Bank Charges		23,358		Fees from M.Tech	33,22,350	18,00,57,593
To Buses Maintenance		41,02,050	By	Hosel Fees (Boys & Ladies)		51,46,000
To Campus Interviews expenses		7,09,890	By	Buses Rents from students		28,49,875
To Car Maintenance		40,740	By	University Miscellaneous Fee		25,61,200
To Consulting Charges		9,393	By	Interest from SB account		3,81,168
To Depreciation		2,25,87,941	By	Interest on Electric Deposit		59,577
To Electric charges		40,25,278	By	Interest on Corpus Fund FDRs		2,11,372
To ESI		11,95,001	By	Miscellaneous Fee		48,71,500
To External Examiners Expenses		37,944	By	TCS & Other Workshop receipts		5,87,719
To Functions Expenses		3,70,123	By	Remuneration expenses from AU		4,186
To Generator Maintenance		1,01,190	By	Miscellaneous Receipts		75,640
To Games & Sports		4,49,539	By	Registration Fee		5,62,425
To Guest Lecturer Expenses		1,91,119	By	Receipts through neft to		
To Insurance		3,42,587		APS Skill Development (TSDI)		2,39,236
To Internet charges		10,02,912				
To Legal Expenses		1,62,780				
To Lab Consumables:						
Civil Dept. Consumables	14,455					
EEE Lab Consumables	66,916					
ECE Lab Consumables	31,399					
IT Lab Consumables	4,628					
Mechanical Lab consumables	31,324	1,48,722				
To Miscellaneous Expenses		10,76,032				
To Provident Fund:						
Employer's Contribution	60,61,804					
Administrative Charges	6,87,110	67,48,914				
To Postage		8,000				
To Processing Fee		54,000				
To Printing and Stationery		5,57,240				
To Professional Charges for e.TDS		16,685				
To Property Tax for 18-19		6,08,541				
To Repairs and Maintenance		32,80,333				
		C/f.			C/f.	19,76,07,491
		4,99,83,982				




 Principal
 Sir C R Reddy College of Engineering
 ELURU - 534 007

→ Academic
 → Physical
 → Others


Expenditure	₹		Income		₹
	B/f.		B/f.		
		4,99,83,982			19,76,07,491
To Research & Development		8,15,739			
To Salaries					
Teaching Staff Salaries	10,35,14,266				
Non Teaching Staff Salaries	1,97,50,534	12,32,64,800			
To Security Guards Salaries		14,68,800			
To Seminars & Workshop Expenses		14,62,062			
To Subscriptions & Memberships		4,05,359			
To Skill Development expense (FOREIGN EXPENSE)	17,27,000				
To Skill Development expense	11,52,328	28,79,328			
To Telephone Charges		55,651			
To Transport charges		36,907			
To Travelling Expenses		2,61,718			
To Tech-Fest -2018		2,96,912			
To Viva-Vice MBA Expenses		42,880			
To Viva-Vice M. Tech. Expenses		45,196			
To Vehicle Maintenance		3,30,537			
To University Miscellaneous Fee paid		19,21,050			
To University Development Fee		51,33,370			
To Wages		20,62,072			
T Surplus (Excess of Income over Expenditure)		71,41,128			
		19,76,07,491			19,76,07,491

Subject to our Report of even date

for Rao & Rao
 Chartered Accountants,

CA K.SOMA SUNDERA SAI,
 Partner

Place: Eluru
 Date: 31.08.2019



M.B.S.V. Prasad
 Secretary

Treasurer

Correspondent

Principal

Principal
 Sir C R Reddy College of Engineering
 ELURU - 534 007