

Estd. 1989

# SIR C R REDDY COLLEGE OF ENGINEERING

ELURU - 534 007, Eluru Dist., A.P., INDIA

ACCREDITED BY NBA, APPROVED BY ALL INDIA COUNCIL FOR TECHNICAL EDUCATION, NEW DELHI,  
PERMANENTLY AFFILIATED TO JNTUK, KAKINADA

www.sircrrengg.ac.in



OFF : (08812) 230840, 230565  
FAX : (08812) 224193  
Email : principal.sircrrengg@gmail.com

Ref. No.

Date : .....


## INDEX

### 3.1 Expenditure excluding salary component year wise during the last five years (INR in lakhs)

S.No	Affected Metrics	Description
1		Audited statement of income and expenditure highlighting the salary component, depreciation and excess of income over expenditure
2	4.4.1	Audited statement of income and expenditure highlighting excluding salary component, depreciation and excess of income over expenditure
3		Consolidated fund allocation towards infrastructure augmentation facility for the last five years
4	4.1.2	Audited statement of income and expenditure / fixed assets schedule highlighting the relevant items for the last five years

  
IQAC Coordinator



  
Principal  
Principal  
Sir C R Reddy College of Engineering  
ELURU - 534 007

**SIR C.R.R. COLLEGE OF ENGINEERING**  
**GENERAL ACCOUNT**  
**STATEMENT OF INCOME AND EXPENDITURE FOR THE YEAR ENDING ON 31.03.2023**

Expenditure		₹	₹	Income		₹	₹
To Advertisement			2,16,526	By Tuition Fee	21,64,15,374		
To Affiliation, Inspection & Processing Fee for 2021-22 & 22-23			36,21,700	By University Miscellaneous Fee	99,95,541	22,64,10,915	
To AICTE Application Fee & Processing Fee			5,00,000	Excess Fee Receipts		28,24,543	
To Annual Maintenance Charges			20,060	By Buses Fees from students		62,75,900	
To Bank Charges			6,748	By Miscellaneous Receipts		4,12,515	
To <b>BUSES MAINTENANCE:</b>				By TCS Workshop		9,63,045	
<b>Own Buses(5 Nos.):</b>				By Training & Placement		55,131	
Diesel, Tollgates, Repairs & Drivers' Salaries	29,81,992			By Consultancy Fee		13,500	
<b>Hire Buses (7 Nos.):</b>				By Unidentified Fee Receipts		82,70,884	
Hire rents-TDS, Diesel, and Insurance etc.,	80,99,012	1,10,81,004		By <b>Interest:</b>			
To Buildings Maintenance			8,23,345	From Electric Deposit	42,895		
To Campus Maintenance			9,67,271	From Corpus Fund FDRs	1,60,500		
To Campus Interviews Expenses			4,44,926	From Desodaraka Endowment	42,405		
To Car Maintenance			2,26,925	From SB accounts	23,330	2,69,130	
To Depreciation			2,05,74,349				
To Electric charges			59,18,503				
To ESI			7,09,563				
To External Examiners Expenses			1,81,145				
To Gardening & Campus Greenary			5,93,008				
To Games & Sports			4,03,613				
To Generator Maintenance			3,12,770				
To Guest Lecture Expenses			28,505				
To Functions Expenses			1,02,915				
To Fire Safety Expenses			3,80,367				
To Membership Fee			1,02,400				
To NBA Expenditure			25,32,260				
To Insurance			3,81,985				
To Internet charges			9,99,666				
To University Common Service Fee(3 Years)			89,61,175				
To <b>LAB CONSUMABLES:</b>							
APSSDC Lab Consumables	20,000						
FED Consumables	27,190						
EEE Lab Consumable	41,306						
Civil Lab Consumables	10,082						
Mechanical Lab consumables	45,324						
ECE Lab consumables	35,816						
Computer Hardware Maintenance	3,64,306	5,44,024					
To Miscellaneous Expenses			7,67,690				
To <b>Provident Fund:</b>							
Employer's Contribution	59,53,390						
Administrative Charges	5,01,071	64,54,461					
To Paints to buildings			45,88,921				
To Postage			11,677				
To Printing and Stationery			17,53,698				
To Professional Charges for e.TDS			52,710				
To Property Tax for 2021-2022			7,04,463				
To Processing Fee			1,70,000				
To Repairs and Maintenance			53,23,107				
To Registration expenses for courses			79,060				
To Remunerations			5,21,464				
To Research & Development expenses			2,00,000				
To <b>Salaries:</b>							
Teaching Staff Salaries	10,52,21,146						
Non Teaching Staff Salaries	2,31,37,342	12,83,58,488					
To Security Guards Salaries			17,97,272				
To Seminars & Workshop Expenses			36,450				
To Subscriptions & Memberships			6,91,366				
To Students Skill Development & Training			6,14,679				
To Software Maintenance			28,895				
To Telephone Charges			20,071				
To Transport charges			34,968				
To Travelling Expenses			2,51,540				
To TCS Exams Remunerations			1,98,400				
To Tractor & Vehicle Maintenance			1,64,152				
To Wages			9,38,375				
To Water Plant Maintenance			18,200				
To <b>SURPLUS (Excess of income over expenditure)</b>			3,10,80,703				
			24,54,95,563				24,54,95,563

Subject to our Report of even date

for Rao & Rao

Chartered Accountants


K.S.S. Gopin

CA K.S.S. SRI VAMSI

Partner

Place, Eluru

Date: 30.10.2023



Secretary

Treasurer

Correspondent

Principal

Principal

Sir C R Reddy College of Engineering  
ELURU - 534 007

**SIR C.R.R. COLLEGE OF ENGINEERING**  
**GENERAL ACCOUNT**  
**STATEMENT OF INCOME AND EXPENDITURE FOR THE YEAR ENDING ON 31.03.2022**

Expenditure		Income	
To Advertisement		4,38,400	By Tuition Fee:
To Affiliation Fee		16,12,275	Fees from B.Tech
To Accrediation Fee		12,98,005	Fees from MBA
To Annual Maintenance Charges		1,80,280	Fees from MCA
To Bank Charges		11,322	Fees from M.Tech
To Buses Maintenance		64,84,278	
To Buildings Maintenance		7,56,104	By Buses Fees from students
To Campus Maintenance		1,84,182	By University Miscellaneous Fee
To Campus Interviews Expenses		3,52,511	By Interest from SB account
To Consultancy Fee		2,00,000	By Interest on Electric Deposit
To Car Maintenance		58,293	By Interest on Corpus Fund FDRs
To Depreciation		1,97,30,553	By Interest on Desodaraka Endowment
To Electric charges		34,70,293	By Miscellaneous Receipts
To ESI		6,16,009	By TCS Workshop
To External Examiners Expenses		1,17,626	By Training & Placement
To Gardening & Campus Greenary		1,22,831	
To Games & Sports		70,173	By Deficit (Excess of Expenditure over
To Generator Maintenance		1,02,661	Income)
To Functions Expenses		2,66,390	
To Membership Fee		1,63,086	
To NBA Expenditure		8,52,957	
To Insurance		2,83,889	
To Internet charges		9,24,211	
To University Common Service Fee(19-20 & 20-21)		1,01,45,550	
To Licence Fee for Software		3,17,233	
To Lab Consumables:			
APSSD Lab Consumables	50,350		
Civil Lab Consumables	15,992		
Mechanical Lab consumables	53,129		
ECE Lab consumables	67,198		
Computer Hardware Maintenance	3,30,792	5,17,461	
To Miscellaneous Expenses		7,99,341	
To Provident Fund:			
Employer's Contribution	56,36,130		
Administrative Charges	4,74,399	61,10,529	
To Paints to buildings		25,83,164	
To Postage		1,016	
To Printing and Stationery		11,11,831	
To Professional Charges for e.TDS		40,023	
To Property Tax for 2021-2022		6,70,916	
To Repairs and Maintenance		13,42,320	
To Registration expenses for courses		1,78,503	
To Remunerations		2,83,410	
To Ratification Fee		1,35,000	
To Research & Development expenses		36,967	
To Salaries:			
Teaching Staff Salaries	12,84,87,272		
Non Teaching Staff Salaries	2,06,11,018	14,90,98,290	
To Security Guards Salaries		14,67,000	
To Seminars & Workshop Expenses		45,245	
To Subscriptions & Memberships		5,73,814	
To Skill Development expense		1,40,332	
To Telephone Charges		33,976	
To Transport charges		34,000	
To Travelling Expenses		2,83,643	
To Vehicle Maintenance		1,45,732	
To Wages		8,08,072	
To Web Site Design charges		29,990	
		21,52,29,987	21,52,29,987

Subject to our Report of even date  
for Rao & Rao  
Chartered Accountants,

K.S.S. Gopinath  
CA K.S.S. SRI VAMSI  
Partner.

Place: Eluru  
Date: 15.02.2023



M.B.R.V. Prasad  
Secretary

Prasanna  
Correspondent  
Principal

Principal  
Sir C R Reddy College of Engineering  
ELURU - 534 007

**SIR C.R.R. COLLEGE OF ENGINEERING**  
**GENERAL ACCOUNT**  
**STATEMENT OF INCOME AND EXPENDITURE FOR THE YEAR ENDING ON 31.03.2021**

Expenditure	₹	₹	Income	₹
To Advertisement		1,61,410	By Tuition Fee:	
To Annual Maintenance Charges		1,21,780	Fees from B.Tech	15,72,95,405
To Bank Charges		19,916	Fees from MBA	7,50,559
To Buses Maintenance		32,82,779	Fees from MCA	1,23,400
To Campus Interviews expenses		16,240	Fees from M.Tech	4,26,821
To Car Maintenance		29,589	By Hostel Fees (Boys & Ladies)	29,23,950
To Depreciation		2,25,63,820	By Buses Rents from students	8,47,950
To Electric charges		17,26,436	By University Miscellaneous Fee	49,25,687
To ESI		5,72,865	By Interest from SB account	1,88,133
To External Examiners Expenses		68,675	By Interest on Electric Deposit	57,392
To Garden Expenses		29,250	By Interest on Corpus Fund FDRs	1,95,973
To Functions Expenses		14,807	By Sale of Applications	88,000
To Membership Fee		23,860	By Interest on Desodaraka Endowment	47,871
To Insurance		4,18,873	By Remuneration expenses from AU	4,000
To Internet charges		9,14,886	By Miscellaneous Receipts	35,792
To University Development Fee		16,77,125		
To Licence Fee for Software		2,73,027		
To Lab Consumables:				
APSSD Lab Consumables	20,860			
Mechanical Lab consumables	22,176			
Computer Hardware Maintenance	1,52,862	1,95,898		
To Miscellaneous Expenses		4,18,008		
To Provident Fund:				
Employer's Contribution	53,12,374			
Administrative Charges	4,94,952	58,07,326		
To Postage		3,432		
To Processing Fee		4,00,500		
To Printing and Stationery		6,35,028		
To Professional Charges for e.TDS		42,746		
To Property Tax for 2020-2021		6,38,968		
To Repairs and Maintenance		12,20,413		
To Research & Development expenses		1,85,408		
To Salaries				
Teaching Staff Salaries	7,35,40,980			
Non Teaching Staff Salaries	1,86,65,705	9,22,06,685		
To Security Guards Salaries		13,83,396		
To Seminars & Workshop Expenses		7,668		
To Subscriptions & Memberships		5,12,338		
To Skill Development expense		1,29,288		
To Telephone Charges		65,036		
To Transport charges		2,500		
To Travelling Expenses		1,04,298		
To Vehicle Maintenance		59,616		
To Wages		6,83,144		
To Write off advances		4,50,000		
To Surplus (Excess of Income over Expenditure)		3,08,43,899		
		16,79,10,933		16,79,10,933

Subject to our Report of even date

for Rao & Rao  
Chartered Accountants

CA K.S.SRI VAMSI,  
Partner.

Place: Eluru

Date: 11.01.2022



M. T. S. V. Prasad  
Secretary

Treasurer  
Correspondent


Principal

Principal  
Sir C R Reddy College of Engineering  
ELURU - 534 007

**SIR C.R.R. COLLEGE OF ENGINEERING**  
**GENERAL ACCOUNT**  
**STATEMENT OF INCOME AND EXPENDITURE FOR THE YEAR ENDING ON 31.03.2020**

Expenditure		₹	₹	Income		₹
To Advertisement			2,73,830	By Tuition Fee:		
To Annual Affiliation, AICTE & Inspection Fee			33,93,800	Fees from B.Tech	9,97,34,834	
To Annual Maintenance Charges			59,000	Fees from MBA	15,20,200	
To Bank Charges			31,055	Fees from MCA	10,99,600	
To Buses Maintenance			49,82,741	Fees from M.Tech	10,62,250	10,34,16,884
To Campus Interviews expenses			4,69,182	By Hostel Fees (Boys & Ladies)		74,07,000
To Car Maintenance			71,735	By Buses Rents from students		31,33,600
To Depreciation			1,98,92,071	By University Miscellaneous Fee		94,05,592
To Electric charges			46,40,901	By Interest from SB account		2,70,147
To ESI			7,46,939	By Interest on Electric Deposit		66,462
To External Examiners Expenses			1,32,371	By Interest on Corpus Fund FDRs		1,95,855
To Fire Safety Expenses			3,84,320	By Sale of Applications		90,500
To Functions Expenses			98,414	By TCS & Other Workshop receipts		2,52,999
To Generator Maintenance			1,65,970	By Remuneration expenses from AU		2,256
To Games & Sports			1,64,184	By Miscellaneous Receipts		4,54,674
To Guest Lecturer Expenses			32,212	By Registration Fee		62,700
To Insurance			4,73,687	By Receipts through neft to APS		
To Internet charges			14,28,077	Skill Development (TSDI)		8,01,031
To Industrial Tour Expenses			22,500			
To Legal Expenses			25,000			
To Lab Consumables:				By Deficit (Excess of expenditure over		
Civil Dept. Consumables	48,447			Income)		6,59,52,689
CSE Lab Consumables	29,927					
APSSD Lab Consumables	3,24,291					
EEE Lab Consumables	71,648					
ECE Lab Consumables	1,04,145					
FED Lab Consumables	9,884					
IT Lab Consumables	42,164					
Mechanical Lab consumables	2,20,308					
Computer Hardware Maintenance	1,24,595					
Physics Lab Consumables	8,626		9,84,035			
To Miscellaneous Expenses			7,59,411			
To Provident Fund:						
Employer's Contribution	60,13,022					
Administrative Charges	6,81,827		66,94,849			
To Online classes charges paid Sri Gajanan e.slates Pvt Ltd.,			35,77,500			
To Postage			16,552			
To Processing Fee			3,60,000			
To Printing and Stationery			7,76,753			
To Professional Charges for e.TDS			33,801			
To Property Tax for 2019-2020			6,08,541			
			C/t.		C/t.	19,15,12,389

Contd...2.



*(Handwritten signature in green ink)*

**Principal**  
**Sir C R Reddy College of Engineering**  
**ELURU - 534 007**

Expenditure	₹		Income	
	B/f.	₹	B/f.	₹
To Repairs and Maintenance		33,01,631		
To Research & Development expenses		2,09,885		
To Salaries				
Teaching Staff Salaries	10,97,12,856			
Non Teaching Staff Salaries	2,10,64,515	13,07,77,371		
To Security Guards Salaries		15,64,800		
To Seminars & Workshop Expenses		8,63,535		
To Subscriptions & Memberships		3,60,697		
To Skill Development expense		8,61,991		
To Telephone Charges		67,318		
To Transport charges		15,717		
To Travelling Expenses		2,31,951		
To Training & Placement Expenses		99,120		
To Vehicle Maintenance		1,44,976		
To Wages		17,13,966		
		19,15,12,389		19,15,12,389

Subject to our Report of even date

for Rao & Rao

Chartered Accountants,


K. S. S. Gini

CA K.S.SRI VAMSI,

Partner.

Place: Eluru

Date: 27.02.2021



M.B.S.V. Reddy  
Secretary

*[Signature]*  
Treasurer

*[Signature]*  
Correspondent

*[Signature]*  
Principal

*[Signature]*

Principal  
Sir C R Reddy College of Engineering  
ELURU - 534 007

**SIR C.R.R. COLLEGE OF ENGINEERING**

**GENERAL ACCOUNT**

**STATEMENT OF INCOME AND EXPENDITURE FOR THE YEAR ENDING ON 31.03.2019**

Expenditure	₹	₹	Income	₹
To Advertisement		7,04,415	By Tuition Fee:	
To Annual Affiliation & Inspection		9,88,500	Fees from B.Tech	17,03,86,893
To Annual Maintenance Charges		1,40,655	Fees from MBA	34,02,850
To AICTE Fee Processing Fee		3,00,100	Fees from MCA	29,45,500
To Bank Charges		23,358	Fees from M.Tech	33,22,350
To Buses Maintenance		41,02,050	By Hosel Fees (Boys & Ladies)	18,00,57,593
To Campus Interviews expenses		7,09,890	By Buses Rents from students	51,46,000
To Car Maintenance		40,740	By University Miscellaneous Fee	28,49,875
To Consulting Charges		9,393	By Interest from SB account	25,61,200
To Depreciation		2,25,87,941	By Interest on Electric Deposit	3,81,168
To Electric charges		40,25,278	By Interest on Corpus Fund FDRs	59,577
To ESI		11,95,001	By Interest on Corpus Fund FDRs	2,11,372
To External Examiners Expenses		37,944	By Miscellaneous Fee	48,71,500
To Functions Expenses		3,70,123	By TCS & Other Workshop receipts	5,87,719
To Generator Maintenance		1,01,190	By Remuneration expenses from AU	4,186
To Games & Sports		4,49,539	By Miscellaneous Receipts	75,640
To Guest Lecturer Expenses		1,91,119	By Registration Fee	5,62,425
To Insurance		3,42,587	By Receipts through neft to	
To Internet charges		10,02,912	APS Skill Development (TSDI)	2,39,236
To Legal Expenses		1,62,780		
To Lab Consumables:				
Civil Dept. Consumables	14,455			
EEE Lab Consumables	66,916			
ECE Lab Consumables	31,399			
IT Lab Consumables	4,628			
Mechanical Lab consumables	31,324	1,48,722		
To Miscellaneous Expenses		10,76,032		
To Provident Fund:				
Employer's Contribution	60,61,804			
Administrative Charges	6,87,110	67,48,914		
To Postage		8,000		
To Processing Fee		54,000		
To Printing and Stationery		5,57,240		
To Professional Charges for e.TDS		16,685		
To Property Tax for 18-19		6,08,541		
To Repairs and Maintenance		32,80,333		
	C/f.	4,99,83,982	C/f.	19,76,07,491



*(Handwritten Signature)*

Principal  
Sir C R Reddy College of Engineering  
ELURU - 534 007

Expenditure	₹		Income	
	B/f.	₹	B/f.	₹
		4,99,83,982		19,76,07,491
To Research & Development		8,15,739		
To Salaries				
Teaching Staff Salaries	10,35,14,266			
Non Teaching Staff Salaries	1,97,50,534	12,32,64,800		
To Security Guards Salaries		14,68,800		
To Seminars & Workshop Expenses		14,62,062		
To Subscriptions & Memberships		4,05,359		
To Skill Development expense(FOREIGN EXPENSE)	17,27,000			
To Skill Development expense	11,52,328	28,79,328		
To Telephone Charges		55,651		
To Transport charges		36,907		
To Travelling Expenses		2,61,718		
To Tech-Fest -2018		2,96,912		
To Viva-Vice MBA Expenses		42,880		
To Viva-Vice M. Tech. Expenses		45,196		
To Vehicle Maintenance		3,30,537		
To University Miscellaneous Fee paid		19,21,050		
To University Development Fee		51,33,370		
To Wages		20,62,072		
T Surplus (Excess of Income over Expenditure)		71,41,128		
		19,76,07,491		19,76,07,491


Subject to our Report of even date

for Rao & Rao  
Chartered Accountants,

CA K.SOMA SUNDERA SAI,  
Partner,

Place, Eluru

Date: 31.08.2019



M.B.S.V. Prasad  
Secretary

Treasurer  
Correspondent

Principal

*(Signature)*

Principal  
Sir C R Reddy College of Engineering  
ELURU - 534 007



→ Academic facilities  
 → Physical facilities  
 → Others

**SIR C.R.R. COLLEGE OF ENGINEERING**  
**GENERAL ACCOUNT**  
**STATEMENT OF INCOME AND EXPENDITURE FOR THE YEAR ENDING ON 31.03.2023**

Expenditure		₹	₹	Income		₹	₹
To Advertisement			2,16,526	By Tuition Fee		21,64,15,374	
To Affiliation, Inspection & Processing Fee for 2021-22 & 22-23			36,21,700	By University Miscellaneous Fee		99,95,541	22,64,10,915
To AICTE Application Fee & Processing Fee			5,00,000	By Excess Fee Receipts			28,24,543
To Annual Maintenance Charges			20,060	By Buses Fees from students			62,75,900
To Bank Charges			6,748	By Miscellaneous Receipts			4,12,515
To BUSES MAINTENANCE:				By TCS Workshop			9,63,045
Own Buses (5 Nos.):				By Training & Placement			55,131
Diesel, Tollgates, Repairs & Drivers' Salaries	29,81,992			By Consultancy Fee			13,500
Hire Buses (7 Nos.):				By Unidentified Fee Receipts			82,70,884
Hire rents-TDS, Diesel, and Insurance etc.,	80,99,012		1,10,81,004	By Interest:			
To Buildings Maintenance			8,23,345	From Electric Deposit		42,895	
To Campus Maintenance			9,67,271	From Corpus Fund FDRs		1,60,500	
To Campus Interviews Expenses			4,44,926	From Desodarka Endowment		42,405	
To Car Maintenance			2,26,925	From SB accounts		23,330	2,69,130
To Depreciation			2,05,74,349				
To Electric charges			59,18,503				
To ESI			7,09,563				
To External Examiners Expenses			1,81,145				
To Gardening & Campus Greenary			5,93,008				
To Games & Sports			4,03,613				
To Generator Maintenance			3,12,770				
To Guest Lecture Expenses			28,505				
To Functions Expenses			1,02,915				
To Fire Safety Expenses			3,80,367				
To Membership Fee			1,02,400				
To NBA Expenditure			25,32,260				
To Insurance			3,81,985				
To Internet charges			9,99,666				
To University Common Service Fee(3 Years)			89,61,175				
To LAB CONSUMABLES:							
APSSDC Lab Consumables	20,000						
FED Consumables	27,190						
EEE Lab Consumable	41,306						
Civil Lab Consumables	10,082						
Mechanical Lab consumables	45,324						
ECE Lab consumables	35,816						
Computer Hardware Maintenance	3,64,306		5,44,024				
Miscellaneous Expenses			7,67,690				
To Provident Fund:							
Employer's Contribution	59,53,390						
Administrative Charges	5,01,071		64,54,461				
To Paints to buildings			45,88,921				
To Postage			11,677				
To Printing and Stationery			17,53,698				
To Professional Charges for eTDS			52,710				
To Property Tax for 2021-2022			7,04,463				
To Processing Fee			1,70,000				
To Repairs and Maintenance			53,23,102				
To Registration expenses for courses			79,060				
To Remunerations			5,21,464				
To Research & Development expenses			2,00,000				
To Salaries:							
Teaching Staff Salaries	10,52,21,146						
Non Teaching Staff Salaries	2,31,37,342		12,83,58,488				
To Security Guards Salaries			17,97,272				
To Seminars & Workshop Expenses			36,450				
To Subscriptions & Memberships			6,91,366				
To Students Skill Development & Training			6,14,679				
To Software Maintenance			28,895				
To Telephone Charges			20,071				
To Transport charges			34,968				
To Travelling Expenses			2,51,540				
To TCS Exams Remunerations			1,98,400				
To Tractor & Vehicle Maintenance			1,64,152				
To Wages			9,38,375				
To Water Plant Maintenance			18,200				
To SURPLUS (Excess of income over expenditure)			3,10,80,703				
			24,54,95,563				24,54,95,563

Subject to our Report of even date for Rao & Rao

Chartered Accountants

K.S.S. Gowri

CA K.S.S. GRI VAMS,  
Partner,

Place: Eluru  
Date: 30.10.2023



M.B.S.V. Prasad

Secretary

Prasad

Treasurer

Correspondent

Principal

Principal

**Sir C R Reddy College of Engineering**  
**ELURU - 534 007**

→ Academic facilities  
 → physical facilities  
 → Others

**SIR C.R.R. COLLEGE OF ENGINEERING**  
**GENERAL ACCOUNT**  
**STATEMENT OF INCOME AND EXPENDITURE FOR THE YEAR ENDING ON 31.03.2022**

Expenditure			Income		
To Advertisement		1,38,400	By Tuition Fee:		
To Affiliation Fee		16,12,278	By Fees from B.Tech	18,43,04,171	
To Accreditation Fee		12,98,005	By Fees from MBA	33,66,000	
To Annual Maintenance Charge		1,80,280	By Fees from MCA	2,16,050	
To Bank Charges		11,322	By Fees from M.Tech	6,98,800	18,85,85,021
To Buses Maintenance		64,84,278	By Buses Fees from students	19,61,860	
To Buildings Maintenance		7,56,104	By University Miscellaneous Fee	33,47,740	
To Campus Maintenance		1,84,182	By Interest from SB account	56,007	
To Campus Interviews Expenses		3,82,911	By Interest on Electric Deposit	13,150	
To Consultancy Fee		2,00,000	By Interest on Corpus Fund FDRs	1,39,937	
To Car Maintenance		88,293	By Interest on Desodarka Endowment	30,451	
To Depreciation		1,97,30,883	By Miscellaneous Receipts	2,89,744	
To Electric charges		33,20,293	By TCS Workshop	8,98,175	
To ESI		6,16,009	By Training & Placement	1,70,772	
To External Examiners Expenses		1,12,626	By Deficit (Excess of Expenditure over Income)	1,75,08,118	
To Gardening & Campus Greenary		1,32,831			
To Games & Sports		70,123			
To Generator Maintenance		1,02,661			
To Functions Expenses		2,66,399			
To Membership Fee		1,63,086			
To NBA Expenditure		8,82,987			
To Insurance		2,83,889			
To Internet charges		9,24,211			
To University Common Service Fee(19-20 & 20-21)		1,01,45,550			
To Licence Fee for Software		3,17,233			
To Lab Consumables:					
APSSD Lab Consumables	50,350				
Civil Lab Consumables	15,992				
Mechanical Lab consumables	53,129				
ECU Lab consumables	67,198				
Computer Hardware Maintenance	3,30,792	5,17,461			
To Miscellaneous Expenses		7,99,341			
To Provident Fund:					
Employer's Contribution	56,36,430				
Administrative Charges	4,74,399	61,10,829			
To Patins to buildings		25,83,164			
To Postage		1,016			
To Printing and Stationery		11,11,831			
To Professional Charges for e.TDS		40,023			
To Property Tax for 2021-2022		6,70,916			
To Repairs and Maintenance		13,42,320			
To Registration expenses for courses		1,78,503			
To Remunerations		2,83,410			
To Ratification Fee		1,35,000			
To Research & Development expenses		36,967			
To Salaries:					
Teaching Staff Salaries	12,84,87,272				
Non Teaching Staff Salaries	2,06,11,018	14,90,98,290			
To Security Guards Salaries		14,67,000			
To Seminars & Workshop Expenses		45,245			
To Subscriptions & Memberships		5,73,814			
To Skill Development expense		1,10,332			
To Telephone Charges		33,976			
To Transport charges		34,000			
To Travelling Expenses		2,83,643			
To Vehicle Maintenance		1,45,732			
To Wages		8,08,072			
To Web Site Design charges		29,990			
		21,52,29,987			21,52,29,987

Subject to our Report of even date

for Rao & Rao  
Chartered Accountants,

K.S.S. Srinivasulu Reddy  
CA K.S.S. SRI VAMSI  
Partner.

Place: Eluru  
Date: 15.02.2023



M. B. R. V. Prasad  
Secretary

Coopps  
Treasury

Correspondent

Principal

**Sir C R Reddy College of Engineering**  
**ELURU - 534 007**

→ Academic  
→ Physical  
→ Others

**SIR C.R.R. COLLEGE OF ENGINEERING**  
**GENERAL ACCOUNT**  
**STATEMENT OF INCOME AND EXPENDITURE FOR THE YEAR ENDING ON 31.03.2021**


Expenditure	₹	₹	Income	₹	₹
To Advertisement		1,61,410	By Tuition Fee:		
To Annual Maintenance Charges		1,21,780	Fees from B.Tech	15,72,95,405	
To Bank Charges		19,916	Fees from MBA	7,50,559	
To Buses Maintenance		32,82,779	Fees from MCA	1,23,400	
To Campus Interviews expenses		16,240	Fees from M.Tech	4,26,821	15,85,96,185
To Car Maintenance		29,589	By Hostel Fees (Boys & Ladies)		29,23,950
To Depreciation	2,25,63,820		By Buses Rents from students		8,47,950
To Electric charges		17,26,436	By University Miscellaneous Fee		49,25,687
To BSI		5,72,865	By Interest from SB account		1,88,133
To External Examiners Expenses		68,675	By Interest on Electric Deposit		57,392
To Garden Expenses		29,250	By Interest on Corpus Fund FDRs		1,95,973
To Functions Expenses		14,807	By Sale of Applications		88,000
To Membership Fee		23,860	By Interest on Desodaraka Endowment		47,871
To Insurance		4,18,573	By Remuneration expenses from AU		4,000
To Internet charges		9,14,886	By Miscellaneous Receipts		35,792
To University Development Fee		16,77,125			
To Licence Fee for Software		2,73,027			
To Lab Consumables:					
APSSD Lab Consumables	20,860				
Mechanical Lab consumables	22,176				
Computer Hardware Maintenance	1,52,862	1,95,898			
To Miscellaneous Expenses		4,18,008			
To Provident Fund:					
Employer's Contribution	53,12,374				
Administrative Charges	4,94,952	58,07,326			
To Postage		3,432			
To Processing Fee		4,00,500			
To Printing and Stationery		6,35,028			
To Professional Charges for e.TDS		42,746			
To Property Tax for 2020-2021		6,38,968			
To Repairs and Maintenance		12,20,413			
To Research & Development expenses		1,85,408			
To Salaries					
Teaching Staff Salaries	7,35,40,980				
Non Teaching Staff Salaries	1,86,65,705	9,22,06,685			
To Security Guards Salaries		13,83,396			
To Seminars & Workshop Expenses		7,668			
To Subscriptions & Memberships		5,12,338			
To Skill Development expense		1,29,288			
To Telephone Charges		65,036			
To Transport charges		2,500			
To Travelling Expenses		1,04,298			
To Vehicle Maintenance		59,616			
To Wages		6,83,144			
To Write off advances		4,50,000			
To Surplus (Excess of Income over Expenditure)		3,08,43,899			
		16,79,10,933			16,79,10,933

Subject to our Report of even date

for Rao & Rao  
Chartered Accountants

CA K.S.SRI VAMSI,  
Partner.

Place: Eluru  
Date: 11.01.2022



M.T.B.S.V.   
Secretary

Correspondent

Principal


Sir C R Reddy College of Engineering  
ELURU - 534 007


→ Academic  
 → Physical  
 → Others

**SIR C.R.R. COLLEGE OF ENGINEERING**  
**GENERAL ACCOUNT**  
**STATEMENT OF INCOME AND EXPENDITURE FOR THE YEAR ENDING ON 31.03.2020**

Expenditure	₹	₹	Income	₹	₹
To Advertisement		2,73,830	By Tuition Fee:		
To Annual Affiliation, AICTE & Inspection Fee		33,93,800	Fees from B.Tech	9,97,34,834	
To Annual Maintenance Charges		59,000	Fees from MBA	15,20,200	
To Bank Charges		31,055	Fees from MCA	10,99,600	
To Buses Maintenance		49,82,741	Fees from M.Tech	10,62,250	10,34,16,884
To Campus Interviews expenses		4,69,182	By Hostel Fees (Boys & Ladies)		74,07,000
To Car Maintenance		71,735	By Buses Rents from students		31,33,600
To Depreciation		1,98,92,071	By University Miscellaneous Fee		94,05,592
To Electric charges		46,40,901	By Interest from SB account		2,70,147
To ESI		7,46,939	By Interest on Electric Deposit		66,462
To External Examiners Expenses		1,32,371	By Interest on Corpus Fund FDRs		1,95,855
To Fire Safety Expenses		3,84,320	By Sale of Applications		90,500
To Functions Expenses		98,414	By TCS & Other Workshop receipts		2,52,999
To Generator Maintenance		1,65,970	By Remuneration expenses from AU		2,256
To Games & Sports		1,64,184	By Miscellaneous Receipts		4,54,674
To Guest Lecturer Expenses		32,212	By Registration Fee		62,700
To Insurance		4,73,687	By Receipts through neft to APS		
To Internet charges		14,28,077	Skill Development (TSDI)		8,01,031
To Industrial Tour Expenses		22,500			
To Legal Expenses		25,000			
To Lab Consumables:			By Deficit (Excess of expenditure over		
Civil Dept. Consumables	48,447		Income)		6,59,52,689
CSE Lab Consumables	29,927				
APSSD Lab Consumables	3,24,291				
EEE Lab Consumables	71,648				
ECE Lab Consumables	1,04,145				
FED Lab Consumables	9,884				
IT Lab Consumables	42,164				
Mechanical Lab consumables	2,20,308				
Computer Hardware Maintenance	1,24,595				
Physics Lab Consumables	8,626	9,84,035			
To Miscellaneous Expenses		7,59,411			
To Provident Fund:					
Employer's Contribution	60,13,022				
Administrative Charges	6,81,827	66,94,849			
To Online classes charges paid Sri Gajanan e.slates Pvt Ltd.,		35,77,500			
To Postage		16,552			
To Processing Fee		3,60,000			
To Printing and Stationery		7,76,753			
To Professional Charges for e.TDS		33,801			
To Property Tax for 2019-2020		6,08,541			
	C/L	5,12,99,431		C/L	19,15,12,389

Contd...2.



  
 Principal  
 Sir C R Reddy College of Engineering  
 ELURU - 534 007

→ Academic  
 → Physical  
 → Others

Expenditure	₹		Income		₹	
	B/f.		B/f.			
To Repairs and Maintenance		5,12,99,431			19,15,12,389	
To Research & Development expenses		33,01,631				
To Salaries		2,09,885				
Teaching Staff Salaries	10,97,12,856					
Non Teaching Staff Salaries	2,10,64,515	13,07,77,371				
To Security Guards Salaries		15,64,800				
To Seminars & Workshop Expenses		8,63,535				
To Subscriptions & Memberships		3,60,697				
To Skill Development expense		8,61,991				
To Telephone Charges		67,318				
To Transport charges		15,717				
To Travelling Expenses		2,31,951				
To Training & Placement Expenses		99,120				
To Vehicle Maintenance		1,44,976				
To Wages		17,13,966				
		19,15,12,389				19,15,12,389

Subject to our Report of even date

for Rao & Rao  
 Chartered Accountants,


K. S. S. Gir

CA K.S.S.SRI VAMSI,

Partner.

Place: Eluru

Date: 27.02.2021



M. B. S. V. Reddy  
 Secretary

[Signature]  
 Treasurer

[Signature]  
 Correspondent

[Signature]  
 Principal


[Signature]  
 Principal  
 Sir C R Reddy College of Engineering  
 ELURU - 534 007

→ Academic  
 → Physical  
 → Others

**SIR C.R.R. COLLEGE OF ENGINEERING**  
**GENERAL ACCOUNT**  
**STATEMENT OF INCOME AND EXPENDITURE FOR THE YEAR ENDING ON 31.03.2019**

Expenditure	₹	₹		Income	₹	₹
To Advertisement		7,04,415	By	Tuition Fee:		
To Annual Affiliation & Inspection		9,88,500		Fees from B.Tech	17,03,86,893	
To Annual Maintenance Charges		1,40,655		Fees from MBA	34,02,850	
To AICTE Fee Processing Fee		3,00,100		Fees from MCA	29,45,500	
To Bank Charges		23,358		Fees from M.Tech	33,22,350	18,00,57,593
To Buses Maintenance		41,02,050	By	Hosel Fees (Boys & Ladies)		51,46,000
To Campus Interviews expenses		7,09,890	By	Buses Rents from students		28,49,875
To Car Maintenance		40,740	By	University Miscellaneous Fee		25,61,200
To Consulting Charges		9,393	By	Interest from SB account		3,81,168
To Depreciation		2,25,87,941	By	Interest on Electric Deposit		59,577
To Electric charges		40,25,278	By	Interest on Corpus Fund FDRs		2,11,372
To ESI		11,95,001	By	Miscellaneous Fee		48,71,500
To External Examiners Expenses		37,944	By	TCS & Other Workshop receipts		5,87,719
To Functions Expenses		3,70,123	By	Remuneration expenses from AU		4,186
To Generator Maintenance		1,01,190	By	Miscellaneous Receipts		75,640
To Games & Sports		4,49,539	By	Registration Fee		5,62,425
To Guest Lecturer Expenses		1,91,119	By	Receipts through neft to		
To Insurance		3,42,587		APS Skill Development (TSDI)		2,39,236
To Internet charges		10,02,912				
To Legal Expenses		1,62,780				
To Lab Consumables:						
Civil Dept. Consumables	14,455					
EEE Lab Consumables	66,916					
ECE Lab Consumables	31,399					
IT Lab Consumables	4,628					
Mechanical Lab consumables	31,324	1,48,722				
To Miscellaneous Expenses		10,76,032				
To Provident Fund:						
Employer's Contribution	60,61,804					
Administrative Charges	6,87,110	67,48,914				
To Postage		8,000				
To Processing Fee		54,000				
To Printing and Stationery		5,57,240				
To Professional Charges for e.TDS		16,685				
To Property Tax for 18-19		6,08,541				
To Repairs and Maintenance		32,80,333				
		C/f.			C/f.	19,76,07,491
		4,99,83,982				



  
 Principal  
 Sir C R Reddy College of Engineering  
 ELURU - 534 007

→ Academic  
 → Physical  
 → Others


Expenditure	₹		Income		₹
	B/f.		B/f.		
		4,99,83,982			19,76,07,491
To Research & Development		8,15,739			
To Salaries					
Teaching Staff Salaries	10,35,14,266				
Non Teaching Staff Salaries	1,97,50,534	12,32,64,800			
To Security Guards Salaries		14,68,800			
To Seminars & Workshop Expenses		14,62,062			
To Subscriptions & Memberships		4,05,359			
To Skill Development expense (FOREIGN EXPENSE)	17,27,000				
To Skill Development expense	11,52,328	28,79,328			
To Telephone Charges		55,651			
To Transport charges		36,907			
To Travelling Expenses		2,61,718			
To Tech-Fest -2018		2,96,912			
To Viva-Vice MBA Expenses		42,880			
To Viva-Vice M. Tech. Expenses		45,196			
To Vehicle Maintenance		3,30,537			
To University Miscellaneous Fee paid		19,21,050			
To University Development Fee		51,33,370			
To Wages		20,62,072			
T Surplus (Excess of Income over Expenditure)		71,41,128			
		19,76,07,491			19,76,07,491

Subject to our Report of even date

for Rao & Rao  
 Chartered Accountants,

CA K.SOMA SUNDERA SAI,  
 Partner

Place: Eluru  
 Date: 31.08.2019



M.B.S.V. Prasad  
 Secretary

Treasurer

Correspondent

Principal

Principal  
 Sir C R Reddy College of Engineering  
 ELURU - 534 007

Estd. 1989

# SIR C R REDDY COLLEGE OF ENGINEERING

ELURU - 534 007, Eluru Dist., A.P., INDIA

ACCREDITED BY NBA, APPROVED BY ALL INDIA COUNCIL FOR TECHNICAL EDUCATION, NEW DELHI,  
PERMANENTLY AFFILIATED TO JNTUK, KAKINADA

www.sircrengg.ac.in



OFF : (08812) 230840, 230565

FAX : (08812) 224193

Email : principal.sircrengg@gmail.com

Ref. No.

## Budget Allocation

Date :10-06-2024.....

**Financial Year: 2022-23**

S. No	Item	Amount Allocated (in Lakhs)	Total Amount (in Lakhs)
1	(i) Infrastructure Built up	25	185
	(ii) Library	10	
	(iii) Laboratory equipment	150	



  
PRINCIPAL  
Principal  
Sir C R Reddy College of Engineering  
ELURU - 534 007



Estd. 1989

# SIR C R REDDY COLLEGE OF ENGINEERING

ELURU - 534 007, Eluru Dist., A.P., INDIA

ACCREDITED BY NBA, APPROVED BY ALL INDIA COUNCIL FOR TECHNICAL EDUCATION, NEW DELHI,  
PERMANENTLY AFFILIATED TO JNTUK, KAKINADA

www.sircrrengg.ac.in



☎ OFF : (08812) 230840, 230565  
FAX : (08812) 224193  
Email : principal.sircrrengg@gmail.com


Ref. No.

## Budget Allocation

Date : 10-06-2024

**Financial Year: 2021-22**

S. No	Item		Amount Allocated (in Lakhs)	Total Amount (in Lakhs)
1	(i)	Infrastructure Built up	25	69
	(ii)	Library	4	
	(iii)	Laboratory equipment	40	



PRINCIPAL  
Principal  
Sir C R Reddy College of Engineering  
ELURU - 534 007

Estd. 1989

# SIR C R REDDY COLLEGE OF ENGINEERING

ELURU - 534 007, Eluru Dist., A.P., INDIA

ACCREDITED BY NBA, APPROVED BY ALL INDIA COUNCIL FOR TECHNICAL EDUCATION, NEW DELHI,  
PERMANENTLY AFFILIATED TO JNTUK, KAKINADA

www.sircrrengg.ac.in



OFF : (08812) 230840, 230565  
FAX : (08812) 224193  
Email : principal.sircrrengg@gmail.com

Ref. No.

## Budget Allocation

Date : 10-06-2024

**Financial Year: 2020-21**

S. No	Item		Amount Allocated (in Lakhs)	Total Amount (in Lakhs)
1	(i)	Infrastructure Built up	570	596
	(ii)	Library	15	
	(iii)	Laboratory equipment	11	



PRINCIPAL

Principal  
Sir C R Reddy College of Engineering  
ELURU - 534 007

Estd. 1989

# SIR C R REDDY COLLEGE OF ENGINEERING

ELURU - 534 007, Eluru Dist., A.P., INDIA

ACCREDITED BY NBA, APPROVED BY ALL INDIA COUNCIL FOR TECHNICAL EDUCATION, NEW DELHI,  
PERMANENTLY AFFILIATED TO JNTUK, KAKINADA

www.sircrrengg.ac.in



OFF : (08812) 230840, 230565  
FAX : (08812) 224193  
Email : principal.sircrrengg@gmail.com

Ref. No.

## Budget Allocation

Date : 10-06-2024

**Financial Year: 2019-20**

S. No	Item	Amount Allocated (in Lakhs)	Total Amount (in Lakhs)
1	(i) Infrastructure Built up	95	131
	(ii) Library	15	
	(iii) Laboratory equipment	21	



PRINCIPAL  
Principal  
Sir C R Reddy College of Engineering  
ELURU - 534 007

Estd. 1989

# SIR C R REDDY COLLEGE OF ENGINEERING

ELURU - 534 007, Eluru Dist., A.P., INDIA

ACCREDITED BY NBA, APPROVED BY ALL INDIA COUNCIL FOR TECHNICAL EDUCATION, NEW DELHI,  
PERMANENTLY AFFILIATED TO JNTUK, KAKINADA

www.sircrrengg.ac.in



OFF : (08812) 230840, 230565  
FAX : (08812) 224193  
Email : principal.sircrrengg@gmail.com

Ref. No.

## Budget Allocation

Date : 10-06-2024

**Financial Year: 2018-19**

S. No	Item	Amount Allocated (in Lakhs)	Total Amount (in Lakhs)
1	(i) Infrastructure Built up	40	123.5
	(ii) Library	10	
	(iii) Laboratory equipment	73.5	



  
PRINCIPAL  
Principal  
Sir C R Reddy College of Engineering  
ELURU - 534 007

## SIR C R REDDY COLLEGE OF ENGINEERING, ELURU


## GENERAL ACCOUNT

## FIXED ASSETS SCHEDULE FOR THE YEAR 2022-2023

Asset	W.D.V as on	Additions		Total	Rate	Depreciation	W.D.V as on
	01-04-2022	More than 180 Days	Less than 180 Days				31-03-2023
Land	6,93,958	-	-	6,93,958	0%	-	6,93,958
Aqua Guards	1,178	-	-	1,178	15%	177	1,001
AC Machines	11,91,084	3,84,700	3,31,200	19,06,984	15%	2,61,208	16,45,776
Bore Well	95,820	-	-	95,820	15%	14,373	81,447
Buildings & Roads	10,87,72,884	72,589	10,30,491	10,98,75,964	10%	1,09,36,072	9,89,39,892
Bus (5 Nos.)	16,46,627	-	-	16,46,627	15%	2,46,994	13,99,633
Bio-Metric Devices	4,40,620	-	-	4,40,620	15%	66,093	3,74,527
Cad Lab Erection	2,615	-	-	2,615	15%	392	2,223
Concrete Mixer	64,750	-	-	64,750	15%	9,713	55,037
Car- AP37BK8478	1,35,852	-	-	1,35,852	15%	20,378	1,15,474
Chemistry Lab Equipment	86,423	-	-	86,423	15%	12,963	73,460
Computer Lab Equipment	1,54,463	-	-	1,54,463	15%	23,169	1,31,294
Computer Software	20,51,712	8,23,135	1,06,400	29,81,247	40%	11,71,219	18,10,028
Computers	40,01,342	39,45,825	22,16,457	1,01,63,624	40%	36,22,158	65,41,466
CSE LAB Equipment	2,48,021	-	-	2,48,021	15%	37,203	2,10,818
Cse Lab Erection	1,574	-	-	1,574	15%	236	1,338
Departmental Library	22,924	-	-	22,924	15%	3,439	19,485
Digital Copier	41,900	-	-	41,900	15%	6,285	35,615
ECE LAB EQUIPMENT	16,26,844	-	2,76,945	19,03,789	15%	2,64,797	16,38,992
EEE LAB EQUIPMENT	5,65,249	-	25,960	5,91,209	15%	86,734	5,04,475
EEE Lab Erection	698	-	-	698	15%	105	593
EIE LAB EQUIPMENT	2,60,083	-	-	2,60,083	15%	39,012	2,21,071
EIE Lab Erection	1,492	-	-	1,492	15%	224	1,268
Electrical Fittings & Appliances	9,77,804	-	-	9,77,804	10%	97,780	8,80,024
Electrical Substation	-	-	3,99,448	3,99,448	15%	29,959	3,69,489
Electrical Lab Equipment	11,13,364	1,16,200	-	12,29,564	15%	1,84,435	10,45,129
Electronics Lab Equipment	31,851	-	-	31,851	15%	4,778	27,073
Equipment & FED Lab	1,17,897	-	-	1,17,897	15%	17,685	1,00,212
Fire Fighting Equipment	4,05,208	23,98,668	-	28,03,876	15%	4,20,581	23,83,295
Furniture	76,60,699	5,94,100	2,13,594	84,68,393	10%	8,36,160	76,32,233
Generator	26,696	1,18,000	8,50,694	9,95,390	15%	85,506	9,09,884
Gymnasium Equipment	4,06,860	-	-	4,06,860	15%	61,029	3,45,831
Games and Equipment	4,73,216	-	-	4,73,216	15%	70,982	4,02,234
Hand Camera	36,960	-	-	36,960	15%	5,544	31,416
HT Line	1,25,140	-	-	1,25,140	10%	12,514	1,12,626
Intercom	1,30,579	-	-	1,30,579	15%	19,587	1,10,992
Intranet	2,46,866	-	-	2,46,866	15%	37,030	2,09,836
IT Lab Equipment	58,565	-	-	58,565	15%	8,785	49,780
Janma Bhoomi Building	9,694	-	-	9,694	10%	969	8,725
Ladies Hostel Furniture	18,073	-	-	18,073	10%	1,807	16,266
Ladies Hostel Kitchen Equipment	29,741	-	-	29,741	15%	4,461	25,280
Lawn Mover	1,747	-	-	1,747	15%	262	1,485
LCD Projector	5,29,880	1,64,648	-	6,94,528	15%	1,04,179	5,90,349
Library	24,50,542	65,101	5,57,172	30,72,815	15%	4,19,134	26,53,681
Library Equipment	1,26,329	-	-	1,26,329	15%	18,949	1,07,380
Mechanical Lab Equipment	9,33,082	5,79,289	3,44,560	18,56,931	15%	2,52,698	16,04,233
C/f	13,80,18,906	92,62,255	63,52,921	15,36,34,082		1,95,17,758	13,41,16,324

Contd.2

Contd.2



Asset	W.D.V as on 31-03-2022	Additions		Total	Rate	Depreciation	W.D.V as on 31-03-2023
		More than 180 Days	Less than 180 Days				
B/f	13,80,18,906	92,62,255	63,52,921	15,36,34,082		1,95,17,758	13,41,16,324
Civil Dept. Equipment	12,28,718	-	12,000	12,40,718	15%	1,85,208	10,55,510
Kitchen Equipment(Boys Hostel)	59,473	-	-	59,473	15%	8,921	50,552
Kitchen Equipment(Canteen)	49,868	-	-	49,868	15%	7,480	42,388
Lift	6,84,776	-	-	6,84,776	15%	1,02,716	5,82,060
Mineral Water Plant	1,75,244	-	-	1,75,244	15%	26,287	1,48,957
Mosquito Nets	3,003	-	-	3,003	15%	450	2,553
Motor Cycle (Hero) AP37CY4387	26,718	-	-	26,718	15%	4,008	22,710
Motor	58,004	-	-	58,004	15%	8,701	49,303
Mobile-Readme (2 Nos.)	7,054	-	-	7,054	15%	1,058	5,996
Name Boards	89,917	-	-	89,917	10%	8,992	80,925
Network Equipment	2,33,909	-	-	2,33,909	15%	35,086	1,98,823
Over Head Projector	8,747	-	-	8,747	15%	1,312	7,435
Physics Lab Equipment	1,34,329	-	-	1,34,329	15%	20,149	1,14,180
Printer for ID Cards	1,86,011	16,000	17,900	2,19,911	15%	31,644	1,88,267
Solar Power Plant	9,45,774	-	87,025	10,32,799	40%	3,95,715	6,37,084
S & H Equipment	4,525	-	-	4,525	15%	679	3,846
Survey Lab Equipment	1,01,619	-	-	1,01,619	15%	15,243	86,376
T & P Equipment	3,471	-	-	3,471	15%	521	2,950
T.V. & CC Cameras	3,85,831	1,22,560	-	5,08,391	15%	76,259	4,32,132
Telephone Equipment	32,630	-	-	32,630	15%	4,895	27,735
Utensils for Hostel	1,587	-	-	1,587	15%	238	1,349
Water Cooler	35,644	-	-	35,644	15%	5,347	30,297
Water Fountain	1,448	-	-	1,448	15%	217	1,231
Water Storage Tank	1,42,732	-	-	1,42,732	15%	21,410	1,21,322
Wet Grinder for Hostel	3,124	-	-	3,124	15%	469	2,655
Xerox Machine	5,59,560	-	1,28,699	6,88,259	15%	93,586	5,94,673
	14,31,82,622	94,00,815	65,98,545	15,91,81,982		2,05,74,349	13,86,07,633

**WORK-IN-PROGRESS:**

New Ladies Hostel 3rd Floor	61,69,973	19,59,560	11,00,373	92,29,906		-	92,29,906
AI & DS Lab construction	-	-	3,56,445	3,56,445		-	3,56,445
Boys Hostel building work	-	-	3,57,500	3,57,500		-	3,57,500
New Boys Hostel Dhobi Ghat	-	-	15,300	15,300		-	15,300
	61,69,973	19,59,560	18,29,618	99,59,151	-	-	99,59,151

Signatures to Schedule.

for Rao &amp; Rao

Chartered Accountants,


K.S.S. Gopinath

CA K.S.S.SRI VAMSI,

Partner.

Place: Eluru

Date: 30.10.2023

M.D.S.V. Anand  
SecretaryC. Srinivas  
Treasurer

Correspondent

Principal

Principal  
Sir C R Reddy College of Engineering  
ELURU - 534 007

**SIR C R REDDY COLLEGE OF ENGINEERING, ELURU**  
**GENERAL ACCOUNT**  
**FIXED ASSETS SCHEDULE FOR THE YEAR 2021-2022**

Asset	W.D.V as on 01-04-2021	Additions		Total	Rate	Depreciation	W.D.V as on 31-03-2022
		More than 180 Days	Less than 180 Days				
Aqua Guards	1,386	-	-	1,386	15%	208	1,178
AC Machines	12,76,275	1,25,000	-	14,01,275	15%	2,10,191	11,91,084
Bore Well	1,12,730	-	-	1,12,730	15%	16,910	95,820
Buildings & Roads	12,07,91,157	-	64,045	12,08,55,202	10%	1,20,82,318	10,87,72,884
Bus	19,37,208	-	-	19,37,208	15%	2,90,581	16,46,627
Bio-Metric Devices	5,18,376	-	-	5,18,376	15%	77,756	4,40,620
Cad Lab Erection	3,077	-	-	3,077	15%	462	2,615
Concrete Mixer	-	-	70,000	70,000	15%	5,250	64,750
Car	1,59,826	-	-	1,59,826	15%	23,974	1,35,852
Chemistry Lab Equipment	1,01,674	-	-	1,01,674	15%	15,251	86,423
Computer Equipment	1,81,721	-	-	1,81,721	15%	27,258	1,54,463
Computer Software	34,19,520	-	-	34,19,520	40%	13,67,808	20,51,712
Computers	23,54,504	-	32,35,800	55,90,304	40%	15,88,962	40,01,342
CSE LAB Equipment	2,91,790	-	-	2,91,790	15%	43,769	2,48,021
Cse Lab Erection	1,852	-	-	1,852	15%	278	1,574
Departmental Library	26,970	-	-	26,970	15%	4,046	22,924
Digital Copier	49,294	-	-	49,294	15%	7,394	41,900
ECE LAB EQUIPMENT	19,13,934	-	-	19,13,934	15%	2,87,090	16,26,844
EEE LAB EQUIPMENT	6,64,999	-	-	6,64,999	15%	99,750	5,65,249
EEE Lab Erection	821	-	-	821	15%	123	698
EIF LAB EQUIPMENT	3,05,980	-	-	3,05,980	15%	45,897	2,60,083
EIF Lab Erection	1,755	-	-	1,755	15%	263	1,492
Electrical Fittings & Appliances	8,40,993	-	2,32,537	10,73,530	10%	95,726	9,77,804
Electrical Lab Equipment	11,95,575	-	1,05,000	13,00,575	15%	1,87,211	11,13,364
Electronics Lab Equipment	37,472	-	-	37,472	15%	5,621	31,851
Equipment & FED Lab	1,38,702	-	-	1,38,702	15%	20,805	1,17,897
Fire Fighting Equipment	4,76,715	-	-	4,76,715	15%	71,507	4,05,208
Furniture	80,52,347	2,57,780	1,91,142	85,01,269	10%	8,40,570	76,60,699
Generator	31,407	-	-	31,407	15%	4,711	26,696
Gymnasium Equipment	4,78,659	-	-	4,78,659	15%	71,799	4,06,860
Hand Camera	43,482	-	-	43,482	15%	6,522	36,960
HT Line	1,39,045	-	-	1,39,045	10%	13,905	1,25,140
Intercom	1,53,622	-	-	1,53,622	15%	23,043	1,30,579
Intranet	2,57,655	-	30,118	2,87,773	15%	40,907	2,46,866
IT Lab Equipment	68,900	-	-	68,900	15%	10,335	58,565
Janma Bhoomi Building	10,771	-	-	10,771	10%	1,077	9,694
Ladies Hostel Furniture	20,081	-	-	20,081	10%	2,008	18,073
Ladies Hostel Kitchen Equipment	34,989	-	-	34,989	15%	5,248	29,741
Land	6,93,958	-	-	6,93,958	0%	-	6,93,958
Lawn Mover	2,055	-	-	2,055	15%	308	1,747
LCD Projector	6,23,388	-	-	6,23,388	15%	93,508	5,29,880
Library	25,41,738	-	3,13,584	28,55,322	15%	4,04,780	24,50,542
Library Equipment	1,48,622	-	-	1,48,622	15%	22,293	1,26,329
Mechanical Lab Equipment	10,97,744	-	-	10,97,744	15%	1,64,662	9,33,082
<b>C/f</b>	<b>15,12,02,769</b>	<b>3,82,780</b>	<b>42,42,226</b>	<b>15,58,27,775</b>		<b>1,82,82,085</b>	<b>13,75,45,690</b>

Contd.2

Contd.



Asset	W.D.V as on		Additions		Total	Rate	Depreciation	W.D.V as on 31-03-2022
	31-03-2022		More than	Less than				
	B/f	15,12,02,769	180 Days	180 Days				
Civil Dept. Equipment	14,45,551		3,82,780	42,42,226	15,58,27,775	15%	1,82,82,085	13,75,45,690
Kitchen Equipment(Boys Hostel)	69,968		-	-	14,45,551	15%	2,16,833	12,28,718
Kitchen Equipment(Canteen)	58,668		-	-	69,968	15%	10,495	59,473
Lift	8,05,619		-	-	58,668	15%	8,800	49,868
Mineral Water Plant	2,06,170		-	-	8,05,619	15%	1,20,843	6,84,776
Mosquito Nets	3,533		-	-	2,06,170	15%	30,926	1,75,244
Motor Cycle (Hero)	31,433		-	-	3,533	15%	530	3,003
Motor	68,240		-	-	31,433	15%	4,715	26,718
Mobile			8,299	-	68,240	15%	10,236	58,004
Name Boards	99,908		-	-	8,299	15%	1,245	7,054
Network Equipment	2,75,187		-	-	99,908	10%	9,991	89,917
Over Head Projector	10,291		-	-	2,75,187	15%	41,278	2,33,909
Physics Lab Equipment	1,58,034		-	-	10,291	15%	1,544	8,747
Printer for ID Cards	1,55,313		13,900	45,600	1,58,034	15%	23,705	1,34,329
Solar Power Plant	15,76,290		-	-	1,55,313	15%	28,802	1,86,011
S & H Equipment	5,324		-	-	15,76,290	40%	6,30,516	9,45,774
Survey Lab Equipment	1,19,552		-	-	5,324	15%	799	4,525
T & P Equipment	4,083		-	-	1,19,552	15%	17,933	1,01,619
T.V. & CC Cameras	4,42,519		11,400	-	4,083	15%	612	3,411
Telephone Equipment	38,388		-	-	4,42,519	15%	68,088	3,85,831
Utensils for Hostel	1,867		-	-	38,388	15%	5,758	32,630
Water Cooler	41,934		-	-	1,867	15%	280	1,587
Water Fountain	1,703		-	-	41,934	15%	6,290	35,644
Water Storage Tank	1,67,920		-	-	1,703	15%	255	1,448
Wet Grinder for Hostel	3,675		-	-	1,67,920	15%	25,188	1,42,732
Xerox Machine	6,42,116		16,190	-	3,675	15%	551	3,124
Games and Equipment	5,56,725		-	-	6,42,116	15%	98,746	5,59,000
					5,56,725	15%	83,509	4,73,216
	15,81,92,780		4,32,569	42,87,826	16,29,13,175		1,97,30,553	14,31,82,622
<b>WORK-IN-PROGRESS:</b>								
New Ladies Hostel 3rd Floor	7,23,792		-	54,46,181	61,69,973		-	61,69,973
	-		-	54,46,181	61,69,973		-	61,69,973

Signatures to Schedule.

for Rao & Rao  
Chartered Accountants,K. S. S. Srinivasulu  
CA K.S.S.SRI VAMSI,  
Partner.Place: Eluru  
Date: 15.02.2023M. B. S. V. Anand  
SecretaryG. V. R. Reddy  
TreasurerK. S. S. Srinivasulu  
CorrespondentK. S. S. Srinivasulu  
Principal

K. S. S. Srinivasulu  
Principal  
Sir C.R.R. College of Engineering  
ELURU - 534 007



**SIR C R REDDY COLLEGE OF ENGINEERING, ELURU**  
**GENERAL ACCOUNT**  
**FIXED ASSETS SCHEDULE FOR THE YEAR 2020-2021**

Asset	W.D.V as on	Additions		Total	Rate	Depreciation	W.D.V as on
	01-04-2020	More than 180 Days	Less than 180 Days				31-03-2021
Aqua Guards	1,631	-	-	1,631	15%	245	1,386
AC Machines	15,01,500	-	-	15,01,500	15%	2,25,225	12,76,275
Bore Well	1,32,623	-	-	1,32,623	15%	19,893	1,12,730
Buildings & Roads	8,69,44,324	4,72,68,073	-	13,42,12,397	10%	1,34,21,240	12,07,91,157
Bus	22,79,068	-	-	22,79,068	15%	3,41,860	19,37,208
Bio-Metric Devices	4,78,938	-	1,20,301	5,99,239	15%	80,863	5,18,376
Cad Lab Erection	3,620	-	-	3,620	15%	543	3,077
Car	1,88,031	-	-	1,88,031	15%	28,205	1,59,826
Chemistry Lab Equipment	1,19,617	-	-	1,19,617	15%	17,943	1,01,674
Computer Equipment	2,13,789	-	-	2,13,789	15%	32,068	1,81,721
Computer Software	54,21,900	2,77,300	-	56,99,200	40%	22,79,680	34,19,520
Computers	30,71,234	-	6,39,705	37,10,939	40%	13,56,435	23,54,504
CSE LAB Equipment	3,43,282	-	-	3,43,282	15%	51,492	2,91,790
Cse Lab Erection	2,179	-	-	2,179	15%	327	1,852
Departmental Library	31,730	-	-	31,730	15%	4,760	26,970
Digital Copier	57,993	-	-	57,993	15%	8,699	49,294
ECE LAB EQUIPMENT	13,92,198	5,90,000	2,47,639	22,29,837	15%	3,15,903	19,13,934
EEE LAB EQUIPMENT	7,37,716	-	41,017	7,78,733	15%	1,13,734	6,64,999
EEE Lab Erection	966	-	-	966	15%	145	821
EIE LAB EQUIPMENT	3,59,977	-	-	3,59,977	15%	53,997	3,05,980
EIE Lab Erection	2,065	-	-	2,065	15%	310	1,755
Electrical Fittings & Appliances	9,34,437	-	-	9,34,437	10%	93,444	8,40,993
Electrical Lab Equipment	8,65,484	-	4,97,204	13,62,688	15%	1,67,113	11,95,575
Electronics Lab Equipment	20,845	-	21,355	42,200	15%	4,728	37,472
Equipment & FED Lab	1,63,179	-	-	1,63,179	15%	24,477	1,38,702
Fire Fighting Equipment	42,103	5,18,738	-	5,60,841	15%	84,126	4,76,715
Furniture	84,89,036	-	4,33,910	89,22,946	10%	8,70,599	80,52,347
Generator	36,949	-	-	36,949	15%	5,542	31,407
Gymnasium Equipment	5,63,128	-	-	5,63,128	15%	84,469	4,78,659
Hand Camera	51,155	-	-	51,155	15%	7,673	43,482
HT Line	1,54,495	-	-	1,54,495	10%	15,450	1,39,045
Intercom	1,80,732	-	-	1,80,732	15%	27,110	1,53,622
Intranet	3,03,124	-	-	3,03,124	15%	45,469	2,57,655
IT Lab Equipment	81,059	-	-	81,059	15%	12,159	68,900
Janma Bhoomi Building	11,968	-	-	11,968	10%	1,197	10,771
Ladies Hostel Furniture	22,312	-	-	22,312	10%	2,231	20,081
Ladies Hostel Kitchen Equipment	41,164	-	-	41,164	15%	6,175	34,989
Land	6,93,958	-	-	6,93,958	0%	-	6,93,958
Lawn Mover	2,418	-	-	2,418	15%	363	2,055
LCD Projector	7,33,398	-	-	7,33,398	15%	1,10,010	6,23,388
Library	29,90,280	-	-	29,90,280	15%	4,48,542	25,41,738
Library Equipment	1,74,850	-	-	1,74,850	15%	26,228	1,48,622
Mechanical Lab Equipment	12,91,463	-	-	12,91,463	15%	1,93,719	10,97,744
C/f	12,11,31,918	4,86,54,111	20,01,131	17,17,87,160		2,05,84,391	15,12,02,769

Contd.2

Contd.2



Asset	W.D.V as on 31-03-2021	Additions		Total	Rate	Depreciation	W.D.V as on 31-03-2021
		More than 180 Days	Less than 180 Days				
B/f	12,11,31,918	4,86,54,111	20,01,131	17,17,87,160		2,05,84,391	15,12,02,769
Civil Dept. Equipment	17,00,648	-	-	17,00,648	15%	2,55,097	14,45,551
Kitchen Equipment(Boys Hostel)	82,315	-	-	82,315	15%	12,347	69,968
Kitchen Equipment(Canteen)	69,021	-	-	69,021	15%	10,353	58,668
Lift	9,47,787	-	-	9,47,787	15%	1,42,168	8,05,619
Mineral Water Plant	2,42,553	-	-	2,42,553	15%	36,383	2,06,170
Mosquito Nets	4,157	-	-	4,157	15%	624	3,533
Motor Cycle (Hero)	36,980	-	-	36,980	15%	5,547	31,433
Motor	80,282	-	-	80,282	15%	12,042	68,240
Name Boards	1,11,009	-	-	1,11,009	10%	11,101	99,908
Network Equipment	3,23,750	-	-	3,23,750	15%	48,563	2,75,187
Over Head Projector	12,107	-	-	12,107	15%	1,816	10,291
Physics Lab Equipment	1,85,922	-	-	1,85,922	15%	27,888	1,58,034
Printer for ID Cards	31,580	-	1,38,886	1,70,466	15%	15,153	1,55,313
Solar Power Plant	26,00,484	-	20,000	26,20,484	40%	10,44,194	15,76,290
S & H Equipment	6,263	-	-	6,263	15%	939	5,324
Survey Lab Equipment	1,40,649	-	-	1,40,649	15%	21,097	1,19,552
T & P Equipment	4,804	-	-	4,804	15%	721	4,083
T.V. & CC Cameras	5,04,069	-	15,200	5,19,269	15%	76,750	4,42,519
Telephone Equipment	37,663	7,499	-	45,162	15%	6,774	38,388
Utensils for Hostel	2,196	-	-	2,196	15%	329	1,867
Water Cooler	49,334	-	-	49,334	15%	7,400	41,934
Water Fountain	2,004	-	-	2,004	15%	301	1,703
Water Storage Tank	1,97,553	-	-	1,97,553	15%	29,633	1,67,920
Wet Grinder for Hostel	4,323	-	-	4,323	15%	648	3,675
Xerox Machine	7,55,431	-	-	7,55,431	15%	1,13,315	6,42,116
Games and Equipment	6,54,972	-	-	6,54,972	15%	98,246	5,56,726
	12,99,19,774	4,86,61,610	21,75,217	18,07,56,601		2,25,63,820	15,81,92,781

**WORK-IN-PROGRESS:**

New Ladies Hostel 3rd Floor	-	-	7,23,792	7,23,792		-	7,23,792
	-	-	7,23,792	7,23,792		-	7,23,792

Signatures to Schedule.

for Rao &amp; Rao

Chartered Accountants,

CA K.S.S.SRI VAMSI,

Partner.

Place: Eluru

Date: 11.01.2022

*M.B.S.V. Rao*  
Secretary

*[Signature]*  
Treasurer

*[Signature]*  
Correspondent

*[Signature]*  
Principal



*[Signature]*  
Principal  
Sir C.R.R. College of Engineering  
ELURU - 534 007

**SIR C R REDDY COLLEGE OF ENGINEERING, ELURU**  
**GENERAL ACCOUNT**  
**FIXED ASSETS SCHEDULE FOR THE YEAR 2019-2020**

Asset	W.D.V as on	Additions		Total	Rate	Depreciation	W.D.V as on
	01-04-2019	More than 180 Days	Less than 180 Days				31-03-2020
Aqua Guards	1,919	-	-	1,919	15%	288	1,631
AC Machines	17,66,471	-	-	17,66,471	15%	2,64,971	15,01,500
Bore Well	1,56,027	-	-	1,56,027	15%	23,404	1,32,623
Buildings & Roads	9,39,04,248	-	25,58,422	9,64,62,670	10%	95,18,346	8,69,44,324
Bus	26,81,257	-	-	26,81,257	15%	4,02,189	22,79,068
Bio-Metric Devices	5,63,457	-	-	5,63,457	15%	84,519	4,78,938
Cad Lab Erection	4,259	-	-	4,259	15%	639	3,620
Car	2,21,213	-	-	2,21,213	15%	33,182	1,88,031
Chemistry Lab Equipment	1,40,726	-	-	1,40,726	15%	21,109	1,19,617
Computer Equipment	2,51,517	-	-	2,51,517	15%	37,728	2,13,789
Computer Software	23,01,967	-	50,50,900	73,52,867	40%	19,30,967	54,21,900
Computers	51,18,723	-	-	51,18,723	40%	20,47,489	30,71,234
CSE LAB Equipment	4,03,861	-	-	4,03,861	15%	60,579	3,43,282
Cse Lab Erection	2,563	-	-	2,563	15%	384	2,179
Departmental Library	37,329	-	-	37,329	15%	5,599	31,730
Digital Copier	68,227	-	-	68,227	15%	10,234	57,993
ECE LAB EQUIPMENT	13,66,861	-	2,49,045	16,15,906	15%	2,23,708	13,92,198
EEE LAB EQUIPMENT	5,47,106	-	2,94,785	8,41,891	15%	1,04,175	7,37,716
EEE Lab Erection	1,137	-	-	1,137	15%	171	966
EIE LAB EQUIPMENT	4,23,502	-	-	4,23,502	15%	63,525	3,59,977
EIE Lab Erection	2,430	-	-	2,430	15%	365	2,065
Electrical Fittings & Appliances	10,12,930	-	24,000	10,36,930	10%	1,02,493	9,34,437
Electrical Lab Equipment	8,45,209	49,090	1,13,870	10,08,169	15%	1,42,685	8,65,484
Electronics Lab Equipment	24,523	-	-	24,523	15%	3,678	20,845
Equipment & FED Lab	13,024	-	1,64,442	1,77,466	15%	14,287	1,63,179
Fire Fighting Equipment	49,533	-	-	49,533	15%	7,430	42,103
Furniture	84,07,476	-	9,70,850	93,78,326	10%	8,89,290	84,89,036
Generator	43,469	-	-	43,469	15%	6,520	36,949
Gymnasium Equipment	6,62,503	-	-	6,62,503	15%	99,375	5,63,128
Hand Camera	60,182	-	-	60,182	15%	9,027	51,155
HT Line	1,71,661	-	-	1,71,661	10%	17,166	1,54,495
Intercom	2,12,626	-	-	2,12,626	15%	31,894	1,80,732
Intranet	3,56,617	-	-	3,56,617	15%	53,493	3,03,124
IT Lab Equipment	95,363	-	-	95,363	15%	14,304	81,059
Janma Bhoomi Building	13,298	-	-	13,298	10%	1,330	11,968
Ladies Hostel Furniture	24,791	-	-	24,791	10%	2,479	22,312
Ladies Hostel Kitchen Equipment	48,428	-	-	48,428	15%	7,264	41,164
Land	6,93,958	-	-	6,93,958	0%	-	6,93,958
Lawn Mover	2,845	-	-	2,845	15%	427	2,418
LCD Projector	8,62,821	-	-	8,62,821	15%	1,29,423	7,33,398
Library	30,65,914	-	4,15,409	34,81,323	15%	4,91,043	29,90,280
Library Equipment	2,05,706	-	-	2,05,706	15%	30,856	1,74,850
Mechanical Lab Equipment	14,05,364	-	1,04,761	15,10,125	15%	2,18,662	12,91,463
C/f	12,82,43,041	49,090	99,46,484	13,82,38,615		1,71,06,697	12,11,31,918

Contd.2



Asset	W.D.V as on 01-04-2019	Additions		Total	Rate	Depreciation	W.D.V as on 31-03-2020
		More than 180 Days	Less than 180 Days				
B/f	12,82,43,041	49,090	99,46,484	13,82,38,615		1,71,06,697	12,11,31,918
Civil Dept. Equipment	19,10,988	89,774	-	20,00,762	15%	3,00,114	17,00,648
Kitchen Equipment(Boys Hostel)	96,841	-	-	96,841	15%	14,526	82,315
Kitchen Equipment(Canteen)	81,201	-	-	81,201	15%	12,180	69,021
Lift	11,15,044	-	-	11,15,044	15%	1,67,257	9,47,787
Mineral Water Plant	2,85,356	-	-	2,85,356	15%	42,803	2,42,553
Mosquito Nets	4,891	-	-	4,891	15%	734	4,157
Motor Cycle (Hero)	43,506	-	-	43,506	15%	6,526	36,980
Motor	94,449	-	-	94,449	15%	14,167	80,282
Name Boards	1,23,343	-	-	1,23,343	10%	12,334	1,11,009
Network Equipment	3,80,882	-	-	3,80,882	15%	57,132	3,23,750
Over Head Projector	14,243	-	-	14,243	15%	2,136	12,107
Physics Lab Equipment	2,18,732	-	-	2,18,732	15%	32,810	1,85,922
Printer for ID Cards	37,153	-	-	37,153	15%	5,573	31,580
Solar Power Plant	43,34,140	-	-	43,34,140	40%	17,33,656	26,00,484
S & H Equipment	7,368	-	-	7,368	15%	1,105	6,263
Survey Lab Equipment	1,65,469	-	-	1,65,469	15%	24,820	1,40,649
T & P Equipment	5,652	-	-	5,652	15%	848	4,804
T.V. & CC Cameras	5,93,022	-	-	5,93,022	15%	88,953	5,04,069
Telephone Equipment	44,310	-	-	44,310	15%	6,647	37,663
Utensils for Hostel	2,584	-	-	2,584	15%	388	2,196
Water Cooler	58,040	-	-	58,040	15%	8,706	49,334
Water Fountain	2,358	-	-	2,358	15%	354	2,004
Water Storage Tank	2,32,415	-	-	2,32,415	15%	34,862	1,97,553
Wet Grinder for Hostel	5,086	-	-	5,086	15%	763	4,323
Xerox Machine	4,92,592	-	3,64,030	8,56,622	15%	1,01,191	7,55,431
Games and Equipment	7,60,762	-	8,999	7,69,761	15%	1,14,789	6,54,972
	13,93,53,468	1,38,864	1,03,19,513	14,98,11,845		1,98,92,071	12,99,19,774

**WORK-IN-PROGRESS:**

Ladies Hostel Construction (New)	70,74,843	38,72,502	16,51,289	1,25,98,634		-	1,25,98,634
	70,74,843	-	16,51,289	1,25,98,634		-	1,25,98,634

Signatures to Schedule.

for Rao &amp; Rao

Chartered Accountants,

K.S.S.Giri

CA K.S.S.SRI VAMSI,

Partner.

Place: Eluru

Date: 27.02.2021



M. B. S. Prasad  
Secretary

C. C. S. Prasad  
Treasurer

S. S. S. Prasad  
Correspondent

S. S. S. Prasad  
Principal



Principal  
Sir C.R.R. College of Engineering  
ELURU - 534 007

**SIR C R REDDY COLLEGE OF ENGINEERING, ELURU**

**GENERAL ACCOUNT**

**FIXED ASSETS SCHEDULE FOR THE YEAR 2018-19**

Asset	W.D.V as on	Additions		Total	Rate	Depreciation	W.D.V as on
	01-04-2018	More than 180 Days	Less than 180 Days				31-03-2019
Aqua Guards	2,258	-	-	2,258	15%	339	1,919
AC Machines	15,99,378	-	4,40,000	20,39,378	15%	2,72,907	17,66,471
Bore Well	1,83,561	-	-	1,83,561	15%	27,534	1,56,027
Buildings	10,43,38,053	-	-	10,43,38,053	10%	1,04,33,805	9,39,04,248
Bus	31,54,420	-	-	31,54,420	15%	4,73,163	26,81,257
Bio-Metric Devices	6,42,430	-	18,802	6,61,232	15%	97,775	5,63,457
Cad Lab Erection	5,011	-	-	5,011	15%	752	4,259
Car	2,60,251	-	-	2,60,251	15%	39,038	2,21,213
Chemistry Lab Equipment	1,65,560	-	-	1,65,560	15%	24,834	1,40,726
Computer Equipment	1,06,246	-	1,74,279	2,80,525	15%	29,008	2,51,517
Computer Software	10,17,955	12,37,966	11,85,518	34,41,439	40%	11,39,472	23,01,967
Computers	47,37,872	28,91,000	6,76,750	83,05,622	40%	31,86,899	51,18,723
CSE LAB Equipment	4,70,778	-	4,000	4,74,778	15%	70,917	4,03,861
Cse Lab Erection	3,015	-	-	3,015	15%	452	2,563
Departmental Library	43,916	-	-	43,916	15%	6,587	37,329
Digital Copier	9,641	-	64,900	74,541	15%	6,314	68,227
ECE LAB EQUIPMENT	15,28,842	-	72,806	16,01,648	15%	2,34,787	13,66,861
EEE LAB EQUIPMENT	6,43,654	-	-	6,43,654	15%	96,548	5,47,106
EEE Lab Erection	1,338	-	-	1,338	15%	201	1,137
EIE LAB EQUIPMENT	4,98,238	-	-	4,98,238	15%	74,736	4,23,502
EIE Lab Erection	2,859	-	-	2,859	15%	429	2,430
Electrical Fittings & Appliances	11,25,478	-	-	11,25,478	10%	1,12,548	10,12,930
Electrical Lab Equipment	9,94,363	-	-	9,94,363	15%	1,49,154	8,45,209
Electronics Lab Equipment	28,851	-	-	28,851	15%	4,328	24,523
Equipment	15,322	-	-	15,322	15%	2,298	13,024
Fire Fighting Equipment	58,274	-	-	58,274	15%	8,741	49,533
Furniture	74,25,940	25,999	17,90,243	92,42,182	10%	8,34,706	84,07,476
Generator	51,140	-	-	51,140	15%	7,671	43,469
Gymnasium Equipment	5,73,742	-	1,88,997	7,62,739	15%	1,00,236	6,62,503
Hand Camera	70,802	-	-	70,802	15%	10,620	60,182
HT Line	1,90,734	-	-	1,90,734	10%	19,073	1,71,661
Intercom	2,50,148	-	-	2,50,148	15%	37,522	2,12,626
Intranet	4,19,550	-	-	4,19,550	15%	62,933	3,56,617
IT Lab Equipment	1,12,192	-	-	1,12,192	15%	16,829	95,363
Janma Bhoomi Building	14,776	-	-	14,776	10%	1,478	13,298
Ladies Hostel Furniture	27,546	-	-	27,546	10%	2,755	24,791
Ladies Hostel Kitchen Equipment	56,974	-	-	56,974	15%	8,546	48,428
Land	6,93,958	-	-	6,93,958	0%	-	6,93,958
Lawn Mover	3,347	-	-	3,347	15%	502	2,845
LCD Projector	10,15,083	-	-	10,15,083	15%	1,52,262	8,62,821
Library	30,67,826	1,79,114	3,30,827	35,77,767	15%	5,11,853	30,65,914
Library Equipment	2,42,007	-	-	2,42,007	15%	36,301	2,05,706
Mechanical Lab Equipment	16,36,400	16,969	-	16,53,369	15%	2,48,005	14,05,364
C/f	13,74,89,729	43,51,048	49,47,122	14,67,87,899		1,85,44,858	12,82,43,041

Contd.2



Asset	W.D.V as on 01-04-2018	Additions		Total	Rate	Depreciation	W.D.V as on 31-03-2019
		More than 180 Days	Less than 180 Days				
B/f	13,74,89,729	43,51,048	49,47,122	14,67,87,899		1,85,44,858	12,82,43,041
Civil Dept. Equipment	22,48,221	-	-	22,48,221	15%	3,37,233	19,10,988
Kitchen Equipment(Boys Hostel)	1,13,931	-	-	1,13,931	15%	17,090	96,841
Kitchen Equipment(Canteen)	95,531	-	-	95,531	15%	14,330	81,201
Lift	6,99,793	6,12,023	-	13,11,816	15%	1,96,772	11,15,044
Mineral Water Plant	3,35,713	-	-	3,35,713	15%	50,357	2,85,356
Mosquito Nets	5,754	-	-	5,754	15%	863	4,891
Motor Cycle (Hero)	51,184	-	-	51,184	15%	7,678	43,506
Motor	1,11,116	-	-	1,11,116	15%	16,667	94,449
Name Boards	1,12,200	-	23,540	1,35,740	10%	12,397	1,23,343
Network Equipment	4,48,097	-	-	4,48,097	15%	67,215	3,80,882
Over Head Projector	16,756	-	-	16,756	15%	2,513	14,243
Physics Lab Equipment	2,57,332	-	-	2,57,332	15%	38,600	2,18,732
Printer for ID Cards	43,709	-	-	43,709	15%	6,556	37,153
Solar Power Plant	71,01,854	1,21,712	-	72,23,566	40%	28,89,426	43,34,140
S & H Equipment	8,668	-	-	8,668	15%	1,300	7,368
Survey Lab Equipment	1,94,670	-	-	1,94,670	15%	29,201	1,65,469
T & P Equipment	6,650	-	-	6,650	15%	998	5,652
T.V. & CC Cameras	6,97,673	-	-	6,97,673	15%	1,04,651	5,93,022
Telephone Equipment	52,130	-	-	52,130	15%	7,820	44,310
Utensils for Hostel	3,040	-	-	3,040	15%	456	2,584
Water Cooler	68,282	-	-	68,282	15%	10,242	58,040
Water Fountain	2,774	-	-	2,774	15%	416	2,358
Water Storage Tank	2,73,430	-	-	2,73,430	15%	41,015	2,32,415
Wet Grinder for Hostel	5,983	-	-	5,983	15%	897	5,086
Xerox Machine	5,79,520	-	-	5,79,520	15%	86,928	4,92,592
Games and Equipment	-	4,90,608	3,71,616	8,62,224	15%	1,01,462	7,60,762
	15,10,23,740	55,75,391	53,42,278	16,19,41,409		2,25,87,941	13,93,53,468

**WORK-IN-PROGRESS:**

Ladies Hostel Construction (New)	19,13,015	-	51,61,828	70,74,843		-	70,74,843
	31,73,015	-	51,61,828	70,74,843		-	70,74,843

Signatures to Schedule.

for Rao &amp; Rao

Chartered Accountants,

CA K.Soma Sundeera Sai,  
Partner.

Place: Eluru

Date: 31.08.2018

M.B.S.V. Prasad  
Secretary

  
Treasurer


  
Correspondent


  
Principal

  
Principal  
Sir C.R.R. College of Engineering  
ELURU - 534 007